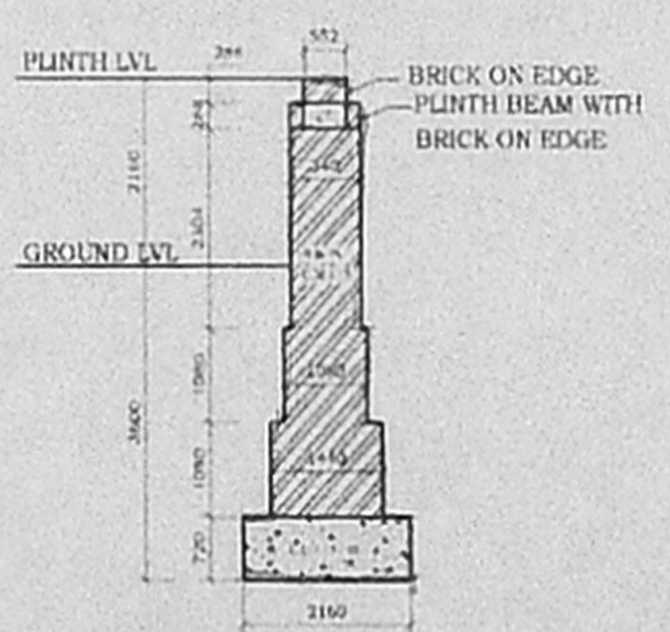
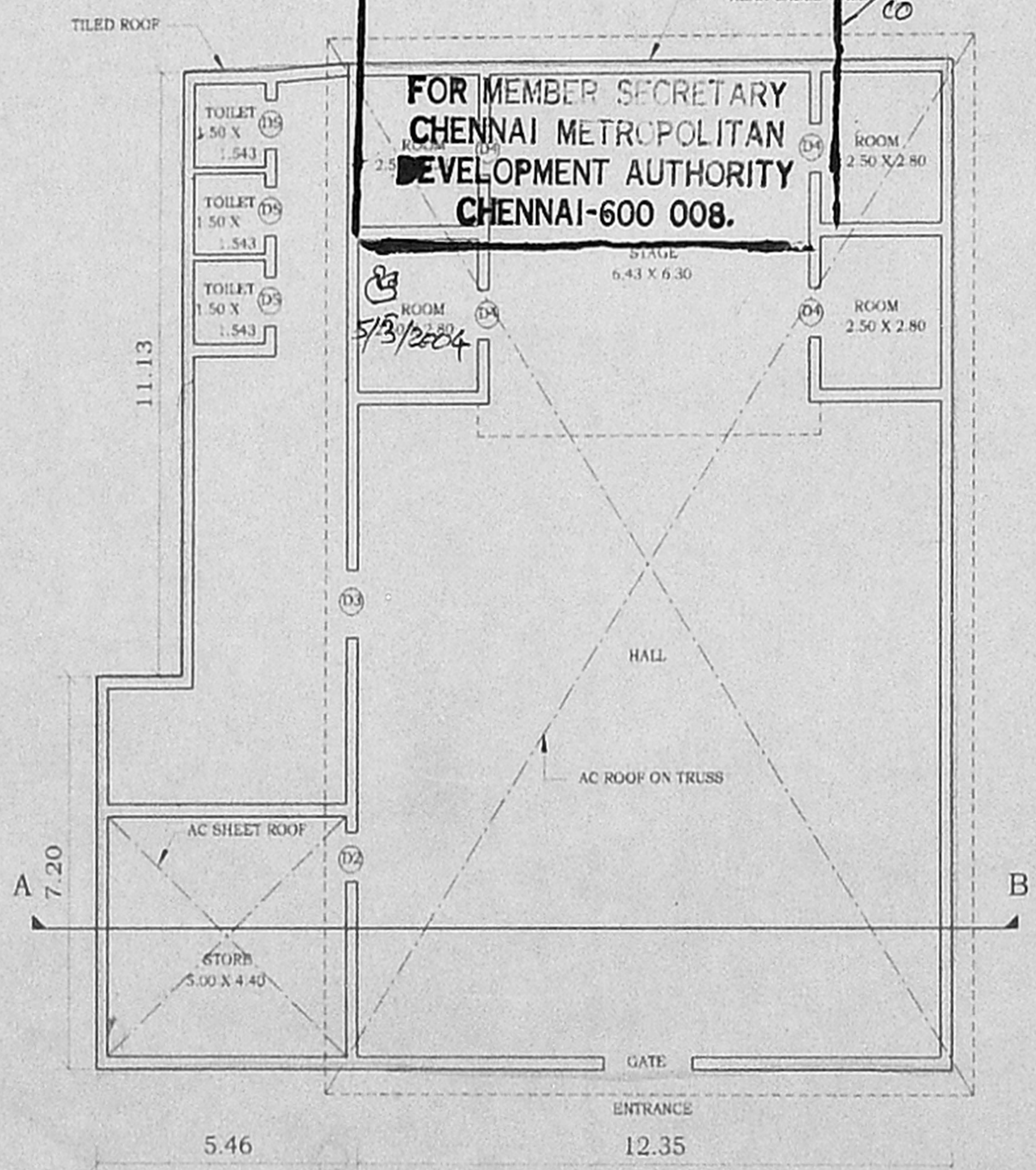


C/PC/105B/A 5/1/2004
 Planning Permit No. 105B/A/5/1/2004
APPROVED
 SUBJECT TO THE CONDITIONS IN THIS OFFICE LETTER.
 No. C3/15889/2003 Date 13/3/2004

**FOR MEMBER SECRETARY
 CHENNAI METROPOLITAN
 DEVELOPMENT AUTHORITY
 CHENNAI-600 008.**



OPEN FOUNDATION WITH
 BRICK MASONRY

JOINERY DETAIL

CMDA C3/PP NO: 1	1.85 X 2.20
GATE	1.85 X 2.20
C. No: C3/15889/2003	0.90 X 1.80
D2	0.90 X 1.80
Asst.	1.25 X 2.10
D3	1.25 X 2.10
Scrutiny: 89	16/7/2003
D4 PART-I	0.90 X 1.80
D5 PART-II	0.90 X 1.80

SPECIFICATION

FOUNDATION	R.C.C COLUMN
STRUCTURE	BRICK WORK IN C.M 1:5
FLOORING	R.C.C SLAB WITH SUITABLE REINFORCEMENT AND PROTECTED WITH WEATHERING COURSE
JOINERY	ALUMINIUM
FLOORING	MOSAIC FLOORING WITH CERAMIC TILE SKIRTING
	CERAMIC FLOORING FOR W.C WITH GLAZED TILES TO THE HEIGHT OF 450 MM
CUPBOARD SLAB	IN R.C.C
PAINTING	CEMENT PAINT/LIME WASH FOR CEILING/ ENAMEL PAINT
PIPES/TAPS	P.V.C

AREA STATEMENT SQM

AREA : 308.51 SQM

**EXTG. KALYANA MANDAPAM
 BUILDING CONSTRUCTED
 BY PWD
 AT KILPAUK SCHEME**

S.NO	- 453/3,2,1, 459
VILLAGE	- EGMORE
TALUK	- EGMORE-NUNGAMBAKKAM
DISTRICT	- CHENNAI

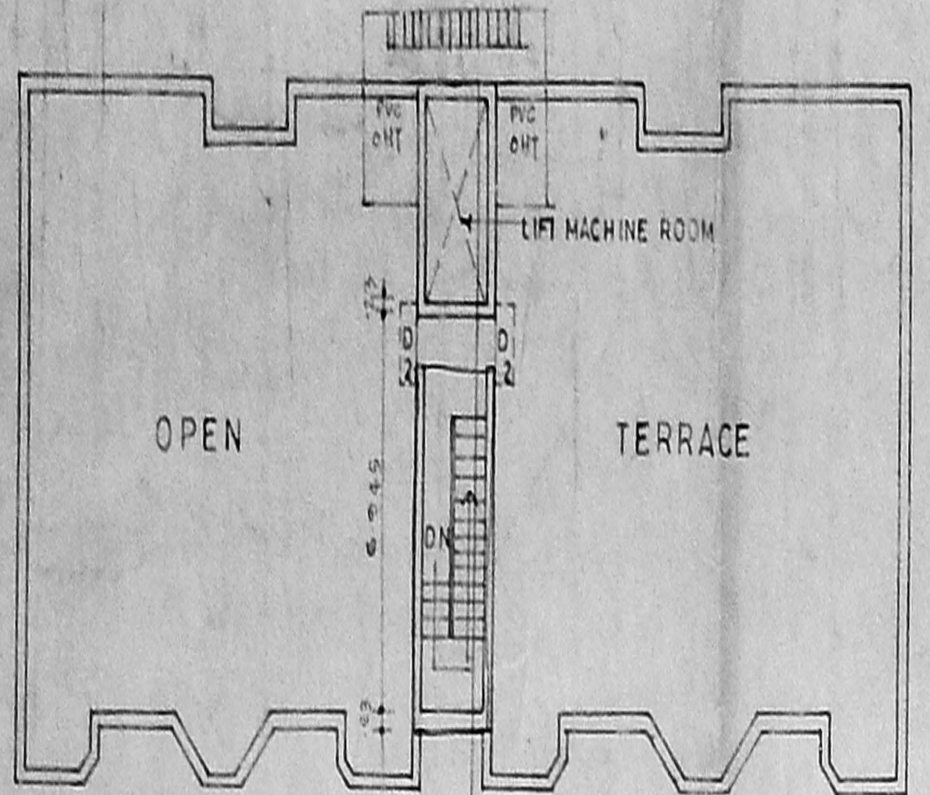
Scale : - 1:150

[Signature]
 SUPERINTENDING ENGINEER
 TAMILNADU POLICE HOUSING CORPORATION
 Class-I Licensed Building Surveyor
 Corporation of Chennai-No. 161/2002-03
 Insp. Genl. of Police
 (HQRS)
 Chennai-600 004

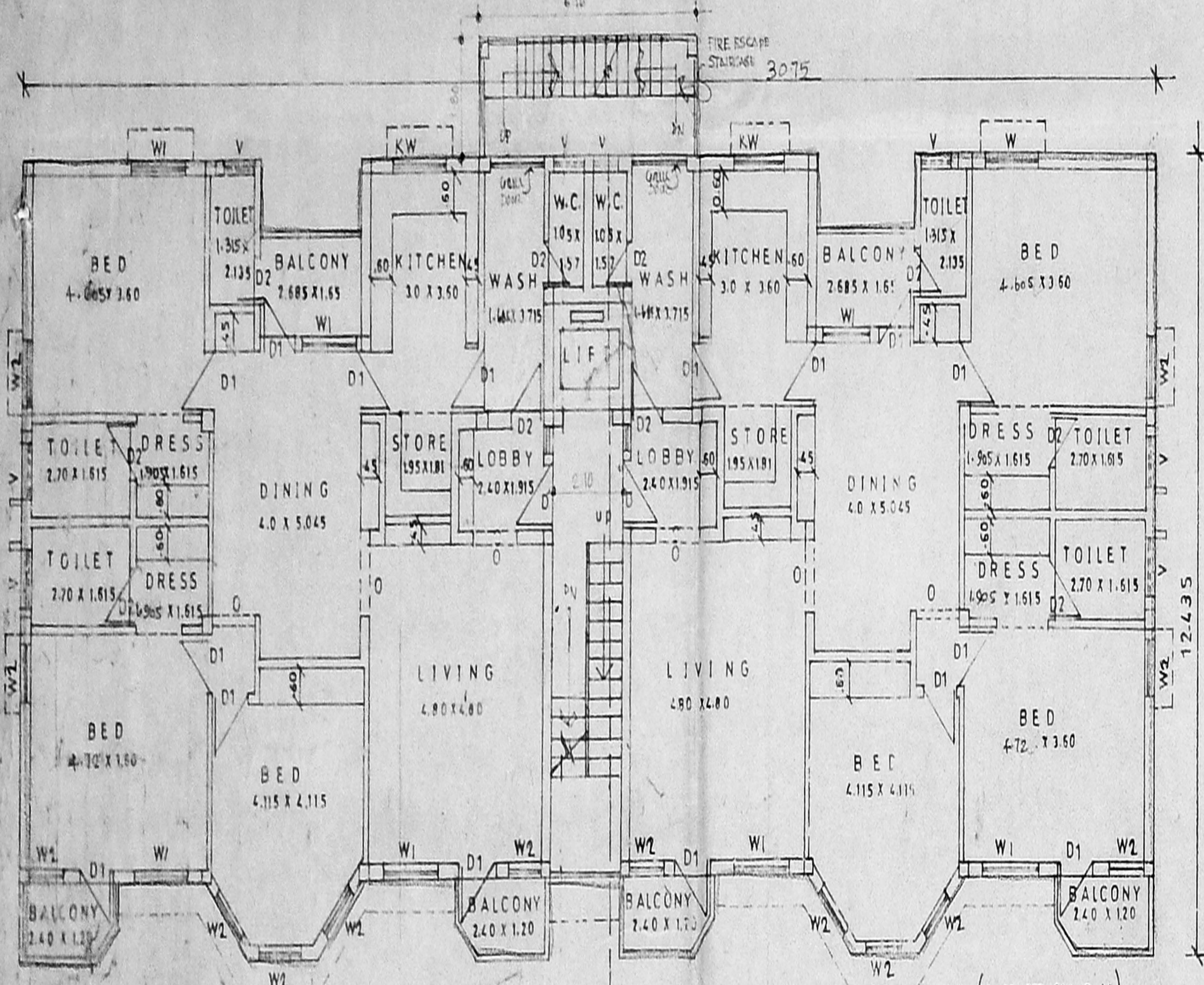
CMDA C3/PP 10:
 C No. C3/15889/2003
 Part-I
 Part-II
 I. P.

PLANNING CLEARANCE

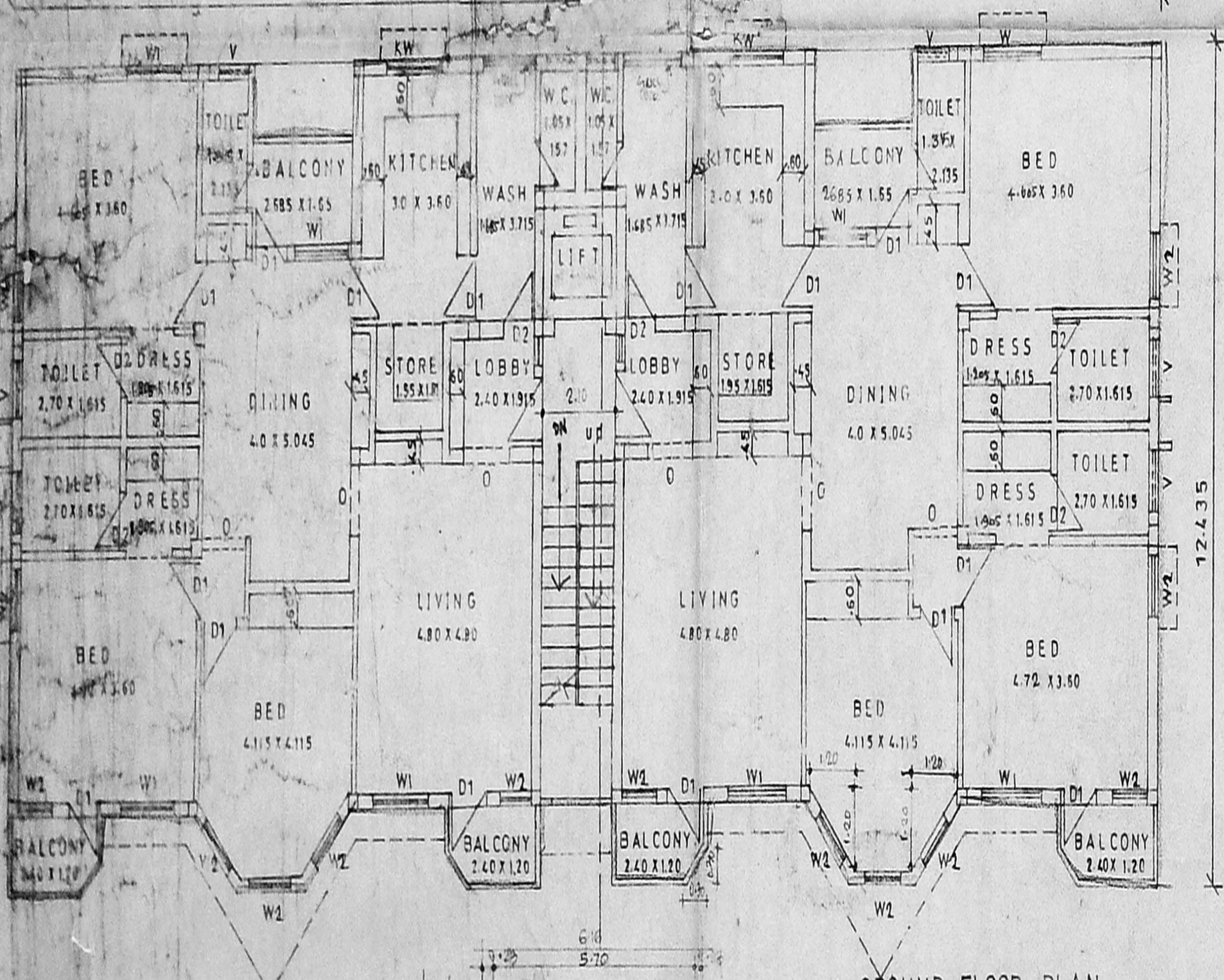
C/P/1058/9/2/2004
 Planning Permit No. 1058/9/2/2004
APPROVED
 SUBJECT TO THE CONDITIONS IN THIS OFFICE LETTER.
 C3/15889/2003 Date: 13/2/2004
 FOR MEMBER SECRETARY
 CHENNAI HOUSING CORPORATION
 DEVELOPMENT AUTHORITY
 CHENNAI-600 008.



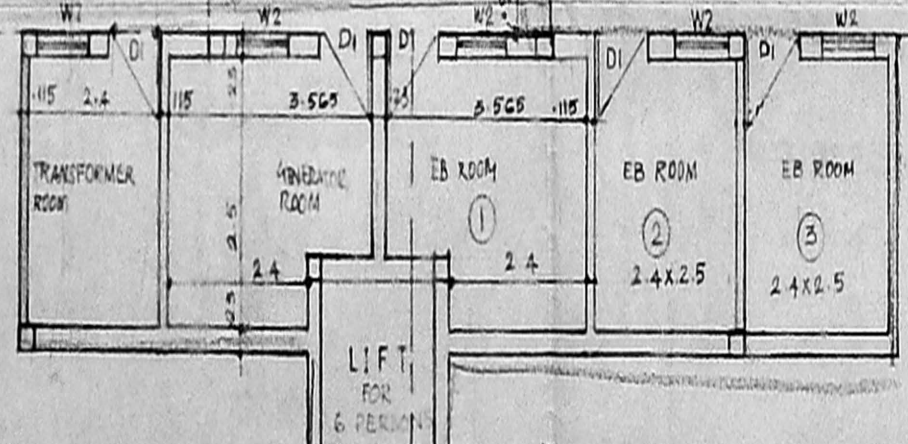
TERRACE FLOOR PLAN (SCALE 1:200)



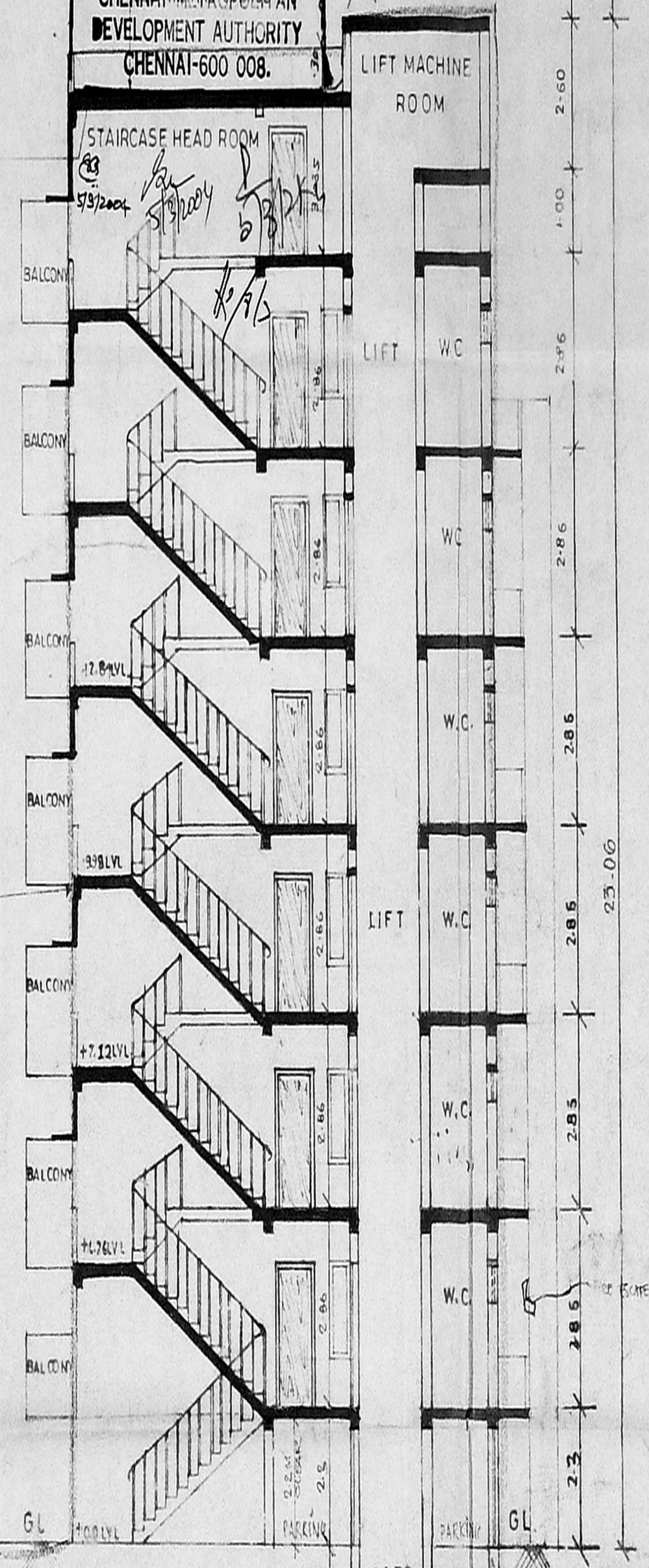
TYPICAL FLOOR PLAN (I II III IV & V)




GROUND FLOOR PLAN



STILT CAR PARKING PLAN



SECTION AA



FRONT ELEVATION

SCHEDULE OF JOINERY

D	DOOR	1.00 X 2.10	T.W. PANNELED SHUIVERS
D1	DOOR	0.90 X 2.10	DO
D2A	DOOR	0.90 X 2.10	R.C.C. FRAME MARINE PLY WOOD
D2	DOOR	0.70 X 2.10	P.V.C. DDOA
W	WINDOW	1.80 X 1.35	T.W. GLAZED WINDOW
W1	WINDOW	1.35 X 1.35	DO
W2	WINDOW	0.90 X 1.35	DO
W3	WINDOW	0.45 X 1.35	DO
KW	KITCHEN WINDOW	1.35 X 1.05	DO
KW1	DO	0.90 X 1.05	DO
V	VENTILATOR	0.90 X 0.60	T.W. GLAZED VENTILATOR
J	JALLY	0.90 X 0.60	R.C.C. JALLY
O	OPENING		

SPECIFICATIONS

FOUNDATION & BASEMENT	R.C.C. COLUMN WITH BRICK WORK IN C.M. 1:5
SUPER STRUCTURE	BRICK WORK IN C.M. 1:5 WITH R.C.C. COLUMN
ROOF	R.C.C. SLAB WITH SUITABLE PEN PEN ROOFING
JOINERY	TEAK WOOD/TEE LIGMENT PARTICLE BOARD
FLOORING	CEMENT FINISHING
FINISHING	COLOR WASHING FOR WALLS AND FINAL PAINT FOR JOINERY

AREA STATEMENT

STILT CAR PARKING	345.40 sq. m.
GROUND FLOOR AREA	354.74 sq. m.
FIRST FLOOR AREA	354.74 sq. m.
SECOND FLOOR AREA	354.74 sq. m.
THIRD FLOOR AREA	354.74 sq. m.
FOURTH FLOOR AREA	354.74 sq. m.
FIFTH FLOOR AREA	354.74 sq. m.

PRO. CONSTRUCTION OF 12 NOS
 D.C. (TRS) (3+5) IN S.W. 255, 24,
 459, 461, 463, 465, 467, 469,
 VILLAGE, EGMORE - NUGAM,
 BAKKAN TALUK, CHENNAI

TAMILNADU POLICE
 HOUSING CORPORATION
 NO. 1, WHITEFIELD ROAD, CHENNAI-600 024

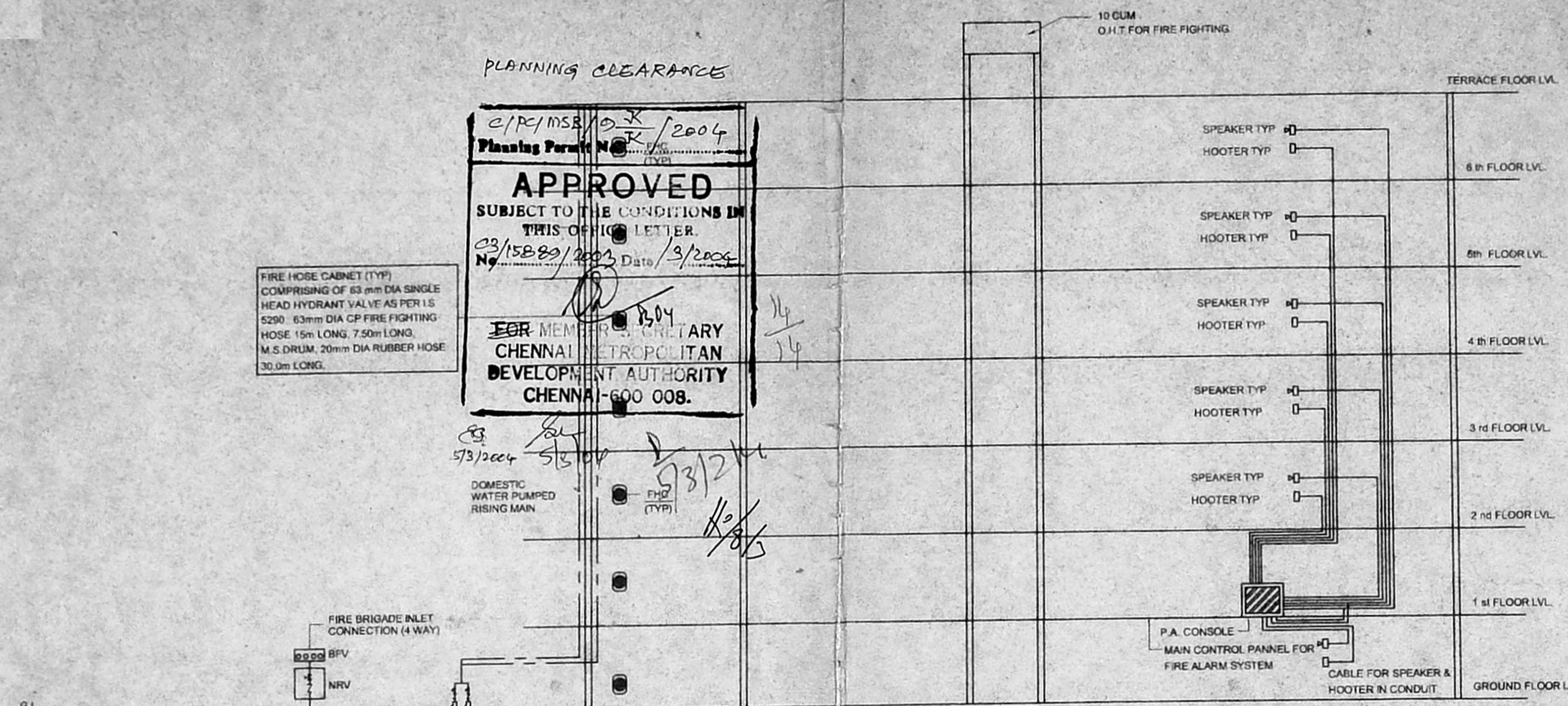
PROPOSED III BLOCK NO. 3
 1:100 D.D.
 SCALE 1:200 137/95

SUPERINTENDING ENGINEER
 TAMILNADU POLICE HOUSING CORPORATION LTD.
 Class-I Licensed Building Surveyor
 Corporation of Chennai No. 161/2002-4
 Insp. Genl. of Police
 Chennai-600 008

PLANNING CLEARANCE

C/P/MSB/10/2004
Planning Permit No. 10/2004
APPROVED
SUBJECT TO THE CONDITIONS IN THIS OFFICE LETTER.
C3/15889/2003 Date 13/2/2004
FOR MEMBER SECRETARY
CHENNAI METROPOLITAN DEVELOPMENT AUTHORITY
CHENNAI-600 008.

FIRE HOSE CABINET (TYP) COMPRISING OF 63mm DIA SINGLE HEAD HYDRANT VALVE AS PER I.S. 5290 63mm DIA CP FIRE FIGHTING HOSE 15m LONG, 7.50m LONG, M.S. DRUM, 20mm DIA RUBBER HOSE 30.0m LONG.



NOTES :-

MANUAL CALL POINT AT 1200mm ABOVE FINISHED FLOOR LEVEL.
TWO WAY SPEAKER AT 1500mm ABOVE FINISHED FLOOR LEVEL.
HOOTER AT 2100mm ABOVE FINISHED FLOOR LEVEL.
FIRE HOSE CABINET COMPRISING OF 63mm DIA SINGLE HEADED HYDRANT VALVE, 63mm DIA CP HOSE 7.5M LONG & 15M LONG 20mm DIA REINFORCED RUBBER HOSE REEL 30.0M LONG WITH DRUM FOR EVERY 1000 sqm FLOOR AREA.
ONE WET RISER DOWN COMER OF CLASS "C" G.I PIPE 150mm DIA PER 1000 sqm FLOOR AREA.

FIRE ALARM SYSTEM :-

DETECTORS EACH AT EVERY 50 sqm IN ALL THE FLOORS.
MANUAL CALL POINT SHALL BE PROVIDED IN ALL THE FLOORS.
PUBLIC ADDRESS SYSTEM
SPEAKERS & HOOTER SHALL BE PROVIDED IN ALL FLOORS.

STAIRCASE :-

TREAD - 300mm
RISER - 150mm
STAIRCASE WIDTH - 2440mm ((1500mm (MIN))
STAIRCASE HEAD ROOM - 3050mm ((2200mm (MIN))
NUMBER OF RISER PER FLIGHT - 10
HEIGHT OF HANDRAIL 1000mm (MIN).
GAP BETWEEN TWO VERTICALS - 150mm.

LIFT "FIRE LIFT" :-

LIFT CAPACITY - 8 PASSENGER
LIFT WITH AUTOMATIC OPERATED DOOR (SELF CLOSING TYPE).

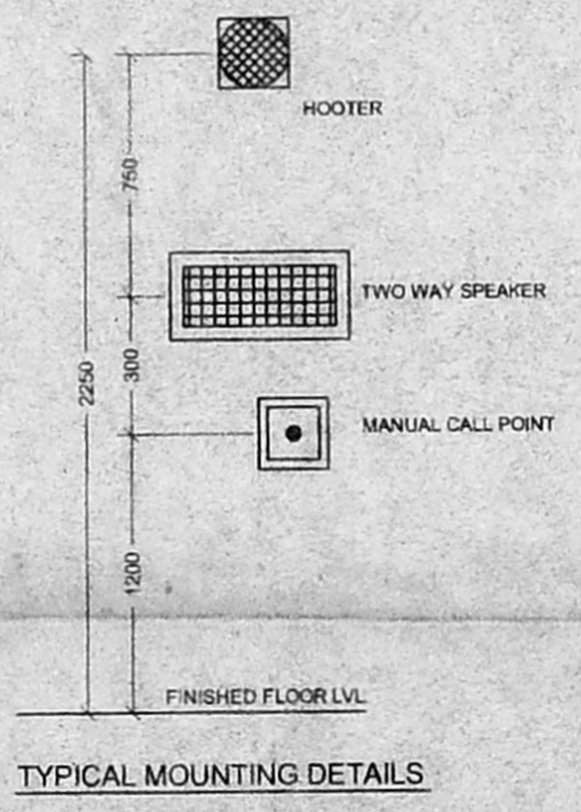
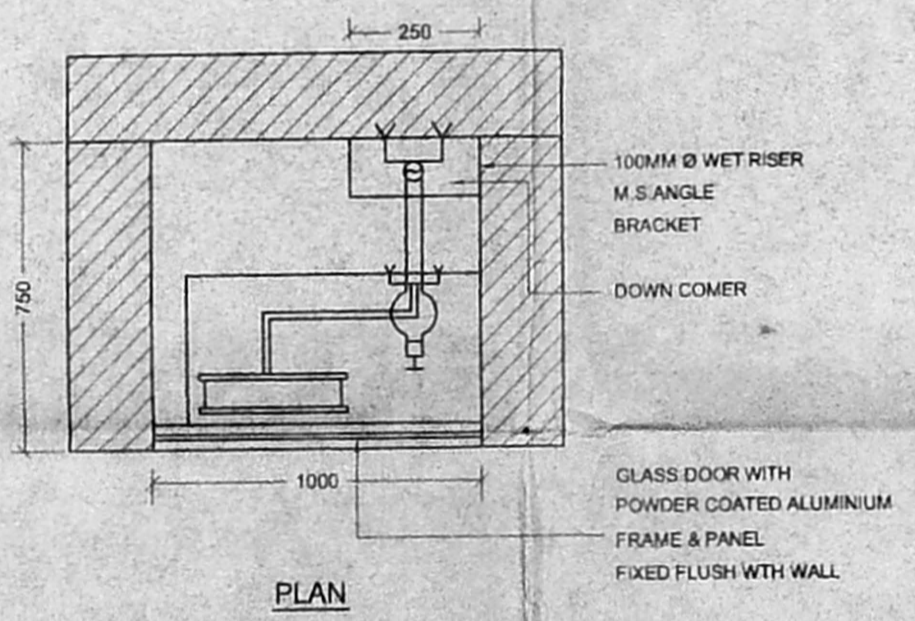
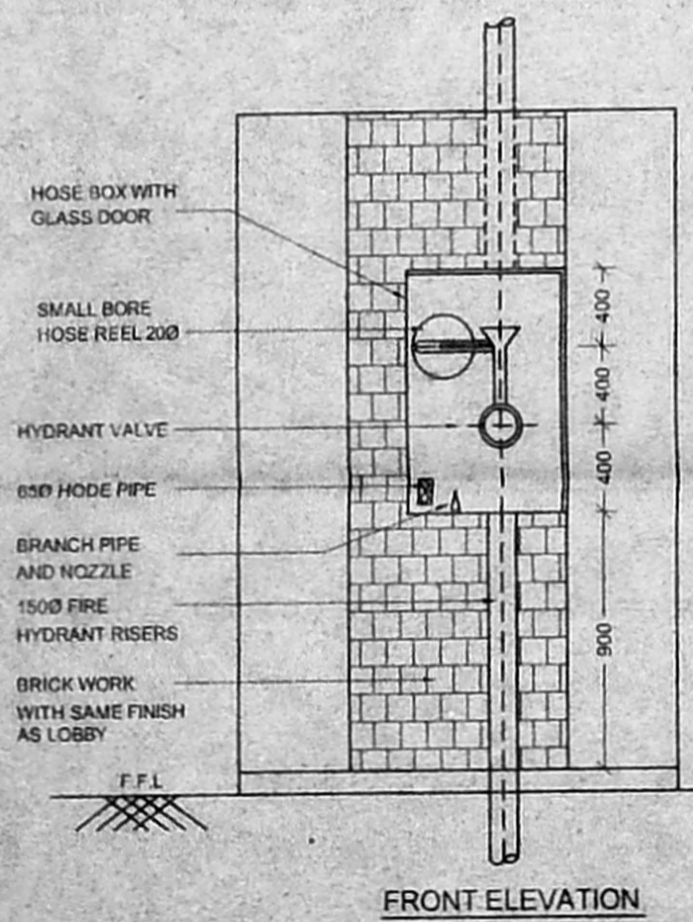
EXTINGUISHER :-

CARBON-DI-OXIDE EXTINGUISHER NEAR OTS AND LIFTS.
WATER PRESSURE TYPE EXTINGUISHER NEAR STAIRCASE
FOAM TYPE EXTINGUISHER NEAR GENERATOR ROOM
SAND FILLING FIRE BUCKET NEAR TRANSFORMER YARD
5 Kg DRY CHEMICAL POWDER EXTINGUISHER AT 1 No. FOR EVERY 8 CARS

LEGEND :-

PART - I
PART - II

FIRE HOSE CABINET
MANUAL CALL POINT/HOOTER/SPEAKER
MCP
MANUAL CALL POINT
C
CARBON-DI-OXIDE EXTINGUISHER 2 KA, CAP
S
SMOKE DETECTOR
FBC
FIRE BRIGADE INLET CONNECTION (4 WAY) (TOTAL 1 NO.)
YH
TWIN HEADED YEARD HYDRANT
FD
FIRE DOOR
B
BUTTERFLY VALVE
Y
Y - STRAINER
P
FIRE PUMP
N
NON RETURN VALVE
Z
FIRE FIGHTING WATER LINE
F
FLOW SWITCH



- NOTES :-**
- TO CHARGE THE WETRISER - CUM-DOWNCOMER - THE CAPACITY THE PUMP NEAR THE UNDERGROUND STATIC WATER TANK WILL BE 1620 L/TSMIN AND ONE ELECTRICAL PUMP OF THE CAPACITY OF 180 L/TSMIN GIVING A PRESSURE NOT LESS THAN 3KG/CM. THE PUMP PROVIDED WILL BE A MULTI-STAGE TYPE WITH SUCTION AND DELIVERY SIZE NOT LESS THAN 15CM DIA WILL BE PROVIDED.
 - A FIRE SERVICE INLET AT GROUND LVL FITTED WITH NON-RETURN VALVE WILL BE PROVIDED TO THE RISING MAIN FOR CHARGING IT BY FIRE SERVICE PUMP.
 - EXITS WITH "EXIT SIGN" ESCAPES (INTERNAL & EXTERNAL), AUTOMATIC FIRE ALARMSYSTEMS, AIR CONDITIONING SYSTEM, FIRE LIFTS, SERVICE DUCTS WILL CONFIRM TO THE REQUIREMENTS OF THE NATIONAL BUILDING CODE OF INDIA 1983, GROUP 1 PART IV, FIRE PROTECTION AMENDMENT NO. 3 JANUARY 1997.
 - REFUGE CHUTES WILL HAVE OUTLET ATLEAST 1M ABOVE ROOF LVL AND THEY WILL HAVE AN ENCLOSURE WALL OF NON-COMBUSTIBLE MATERIAL WITH FIRE RESISTANCE OF NOT LESS THAN 2 HOURS THE CHUTES WILL BE AS FAR AWAY AS POSSIBLE FROM THE EXITS.
 - ALL ELECTRICAL DISTRIBUTION CABLES/WIRING WILL BE LAID IN A SEPERATE DUCT THE CABLE/WIRING DUCTS WILL BE SEALED AT EVERY FLOOR WITH NON-COMBUSTIBLE MATERIAL HAVING THE SAME FIRE RESISTANCE AS THAT OF DUCT LOW AND MEDIUM VOLTAGE WIRING RUNNING IN SHAFT AND IN FALSE CEILING WILL RUN IN SEPERATE CONDUITS.
 - SEPERATE CIRCUITS FOR FIRE FIGHTING PUMP, LIFTS, STAIRCASE AND CORRIDOR LIGHTING WILL BE PROVIDED DIRECTLY FROM THE MAIN SWITCH GEAR PANNEL AND THESE CIRCUITS WILL BE LAID IN A SEPERATE CONDUIT PIPES SO THAT FIRE IN ONE CIRCUIT WILL NOT AFFECT THE OTHER MASTER SWITCHES CONTROLLING ESSENTIAL SERVICE CIRCUITS WILL BE CLEARLY LABELLED.
 - THE FIRST AID FIRE FIGHTING EQUIPMENT WILL BE PROVIDED IN ALL THE FLOORS INCLUDING LIFT MACHINE ROOM ETC., IN ACCORDANCE WITH APPENDIX IV OF NATIONAL BUILDING CODE OF INDIA 1983, AMENDMENT NO. 3, JANUARY 1997 IN CONSULTATION WITH THE DEPARTMENT.
 - THE REQUIREMENTS OF "FIRE LIFTS" WILL CONFIRM TO NATIONAL BUILDING CODE OF INDIA 1983, AMENDMENT NO. 3, JANUARY 1997 THE WALL OF LIFT ENCLOSURE WILL HAVE A FIRE RESISTANCE OF 1 HOUR IN CASE OF FAILURE OF NORMAL POWER SUPPLY IT SHALL AUTOMATICALLY TRIP OVER TO ALTERNATE SOURCE OF SUPPLY.
 - THE TRANSFORMER PROVIDED IS DRY TYPE TRANSFORMER AND IS LOCATED AWAY FROM BOTH THE RESIDENTIAL BLOCKS WITH AN ACCESS DIRECTLY FROM OUTSIDE.
 - THE BUILDING IS PROVIDED WITH LIGHTNING ARRESTER

THE PLAN SHOWING THE PROPOSED RESIDENTIAL QUARTERS FOR DEPUTY COMMISSIONER OF POLICE INDICATING FIRE SAFETY MEASURES AT KILPAUK SCHEME IN R.S.NO.453 / 2,4, 459, 463 / 1,3,8 & 9 EGMORE VILLAGE, EGMORE - NUNGAMBAKKAM TALUK, CHENNAI DISTRICT.

APPLICANT :
3/1
3b
Dy. Insptr. Genl. of Polica (HQRS)
Chennai-600 004

LICENSED SURVEYOR :
SUPERINTENDING ENGINEER
TAMILNADU POLICE HOUSING CORPORATION LTD.
Class-I Licensed Building Surveyor
Corporation of Chennai-No. 101/2002-03

SCHEDULE OF WATER STORAGE

SL.No.	DESCRIPTION	U.G SUMP CAP. IN CUM	FIRE WATER SUMP CAP. IN CUM	REMARKS
1.	BUILDING	DOMESTIC WATER	FIRE WATER	
		15.00 CUM	50.00 CUM	
2.	O.H.T.	22.50 CUM	10.00 CUM	


FIRE PUMPS

SL.No.	DESCRIPTION	CAPACITY	REMARKS
1.	ELECTRICAL HYDRANT MAIN PUMP	1620 LPM	
2.	JOCKY PUMP AT PUMP ROOM	180 LPM	

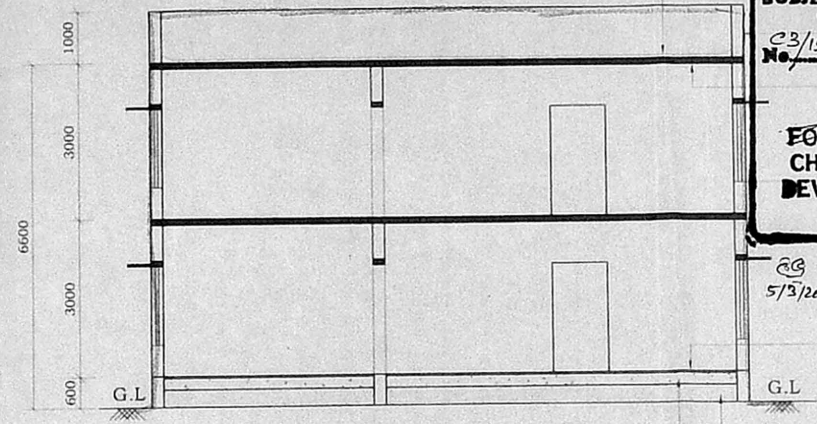
OFFICE COPY

PLANNING CLEARANCE

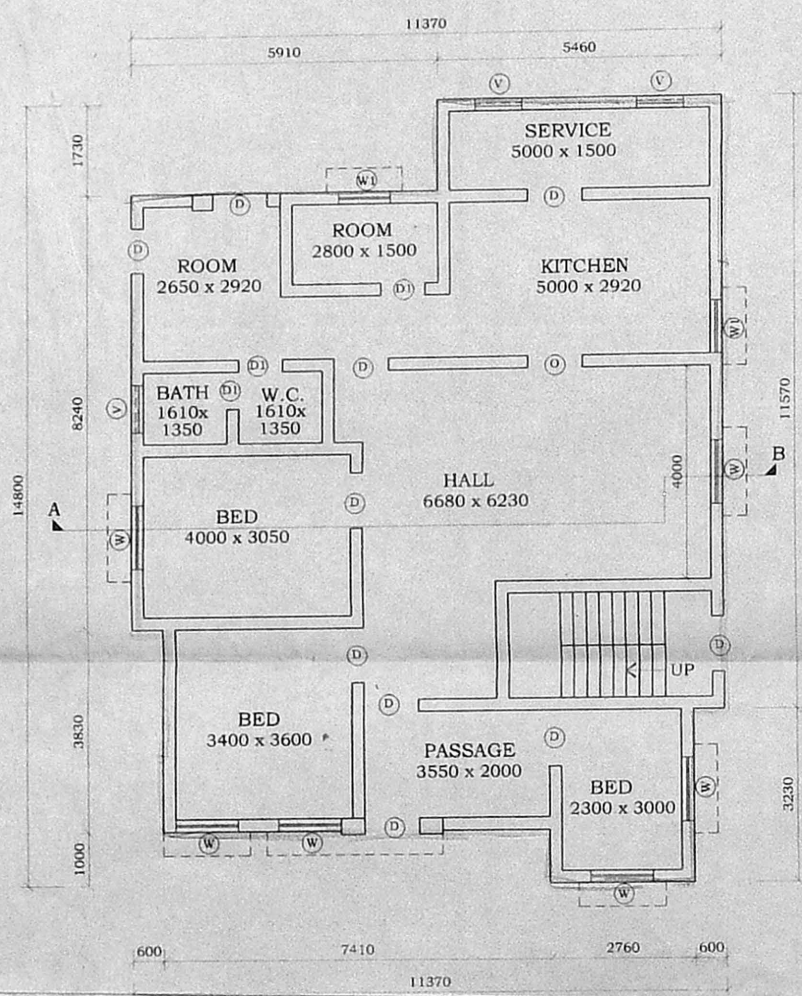
C/PC/MSB/9 B/2004
 Planning Permit No.
APPROVED
 SUBJECT TO THE CONDITIONS IN THIS OFFICE LETTER.
 PARAPET WALL
 No. C3/15889/2003 Date 13/3/2004
 R.C.C. ROOF SLAB
 FOR MEMBER SECRETARY
 CHENNAI METROPOLITAN
 DEVELOPMENT AUTHORITY
 CHENNAI-600 008.



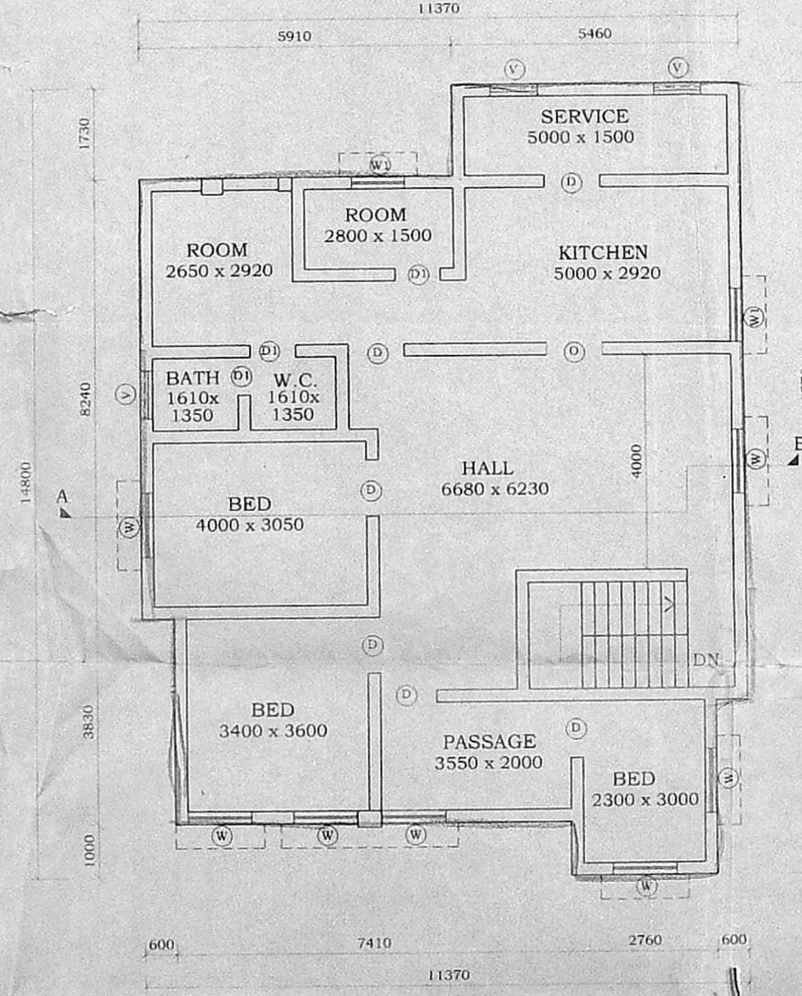
ELEVATION



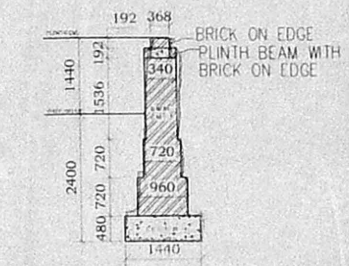
SECTION - AB



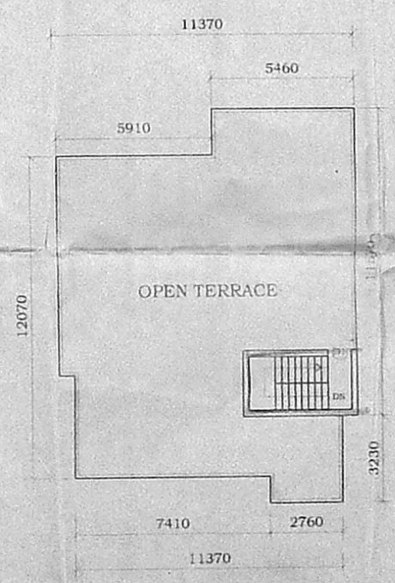
GROUND FLOOR PLAN



FIRST FLOOR PLAN



OPEN FOUNDATION WITH BRICK MASONRY



TERRACE FLOOR PLAN

SCALE 1:200

SUPERINTENDING ENGINEER
 TAMILNADU POLICE HOUSING CORPORATION LTD.
 Class-I Licensed Building Surveyor
 Corporation of Chennai-No. 161/2002-03
 Dy. Insp. Genl. of Police,
 (HQRS)
 Chennai-600 004

JOINERY DETAIL	
D DOOR	1000 x 2100 ALUMINIUM WITH GLASS PLY
D1 DOOR	C.No. C3/15889/2003
W WINDOW	1. Aest. 1500 M.S/ALUMINIUM WINDOW WITH GLASS WITH SUITABLE PVC DESIGN
V VENTILATOR	9 Scrutiny: 88 RED GLASS 16/12/03
SPECIFICATION	
FOUNDATION	PART-1 BRICK MASONRY/B/W IN CM 1:5
SUPERSTRUCTURE	BRICK MASONRY IN CM 1:5
ROOF	R.C.C. SLAB WITH SUITABLE REINFORCEMENT A.P. D.P.

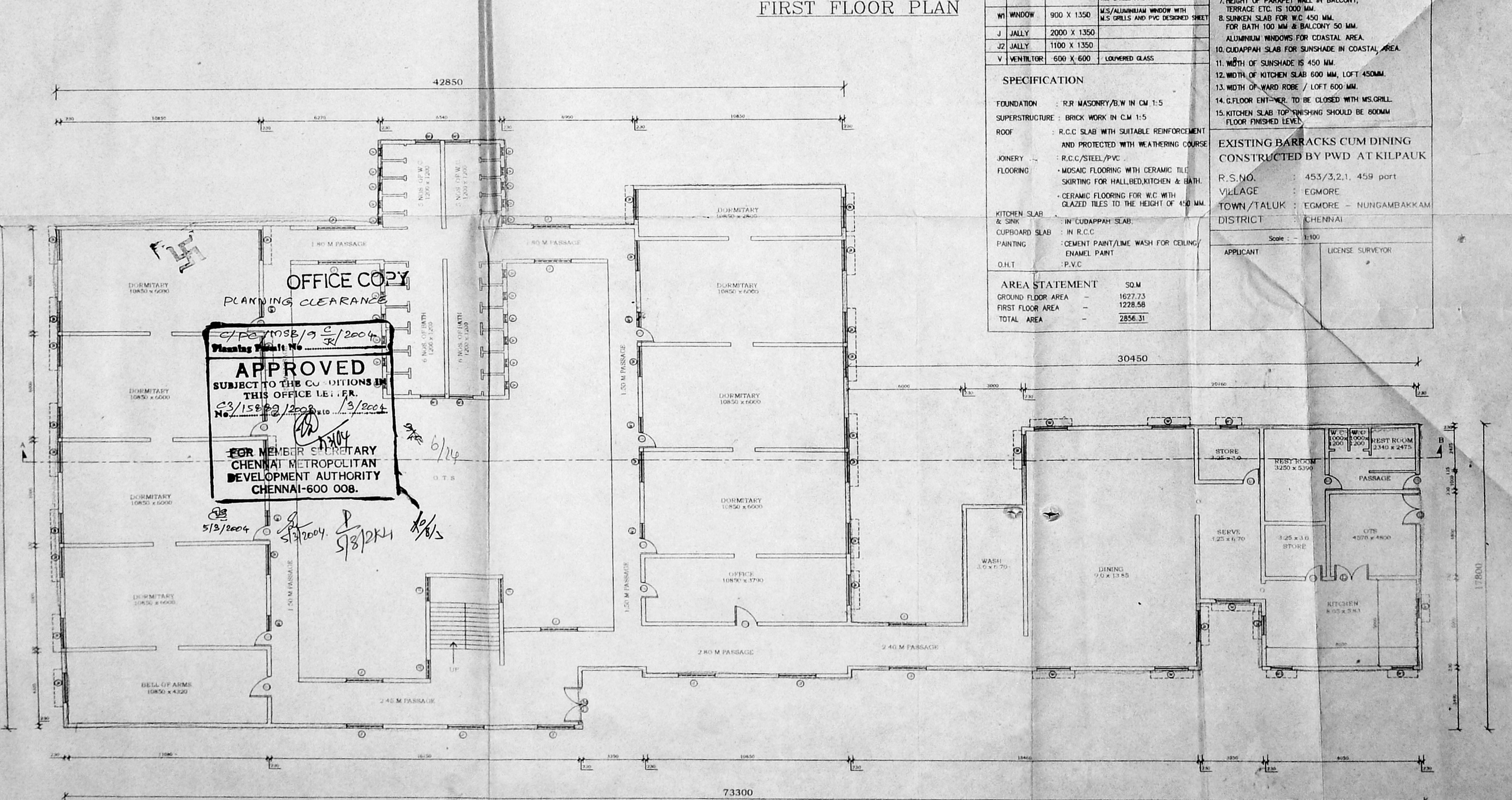
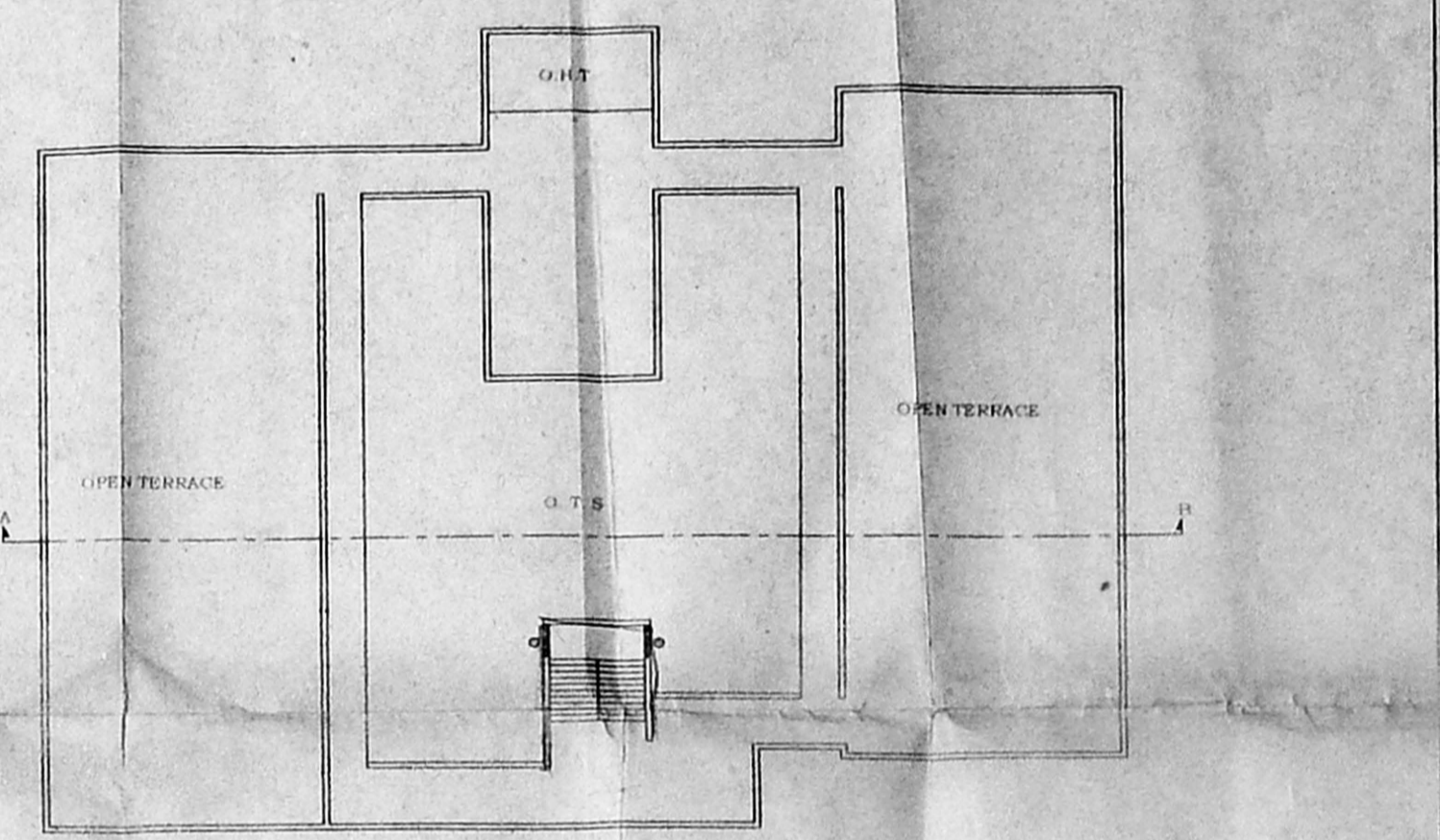
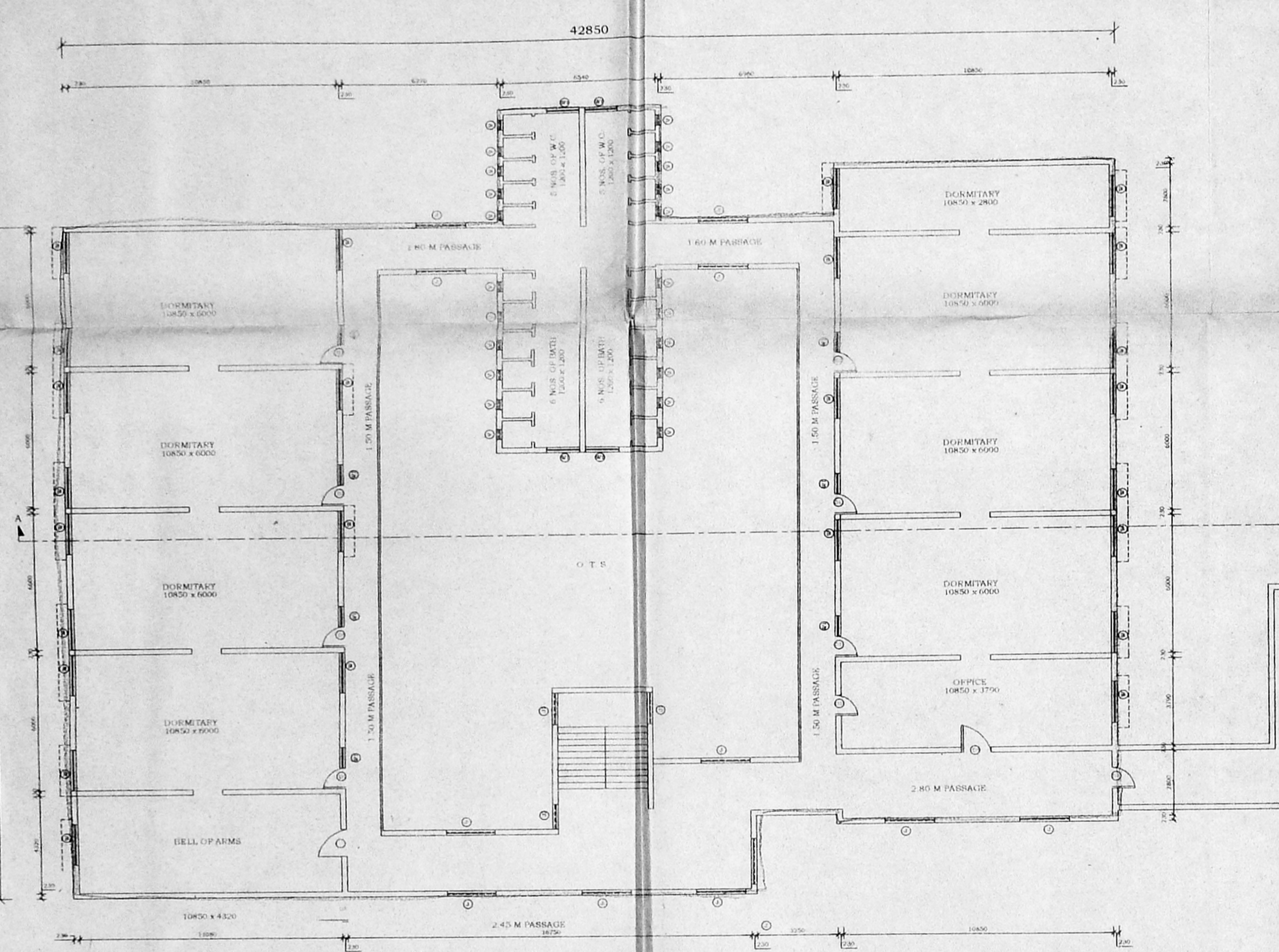
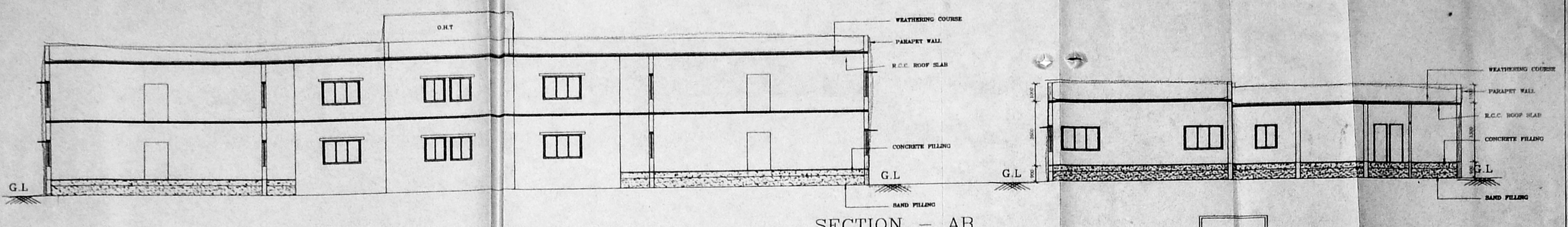
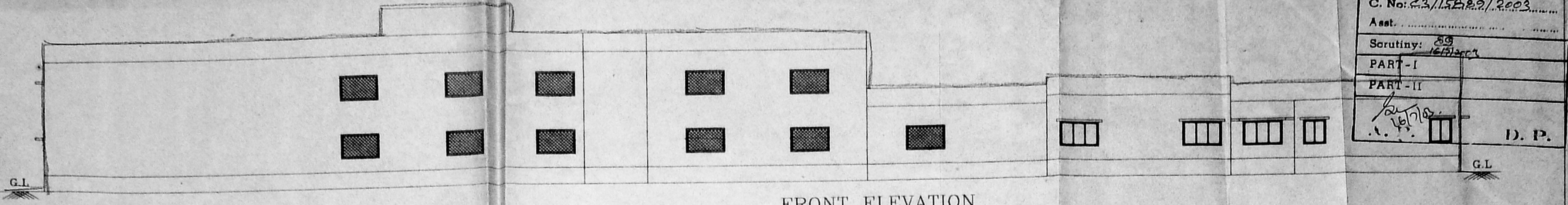
JOINERY	R.C.C./STEEL/PVC
FLOORING	MOSAIC FLOORING WITH CERAMIC TILE SKIRTING FOR HALL, BED, KITCHEN & BATH CERAMIC FLOORING FOR W.C WITH GLAZED TILE TO THE HEIGHT OF 450 MM
KITCHEN SLAB & SINK	IN CUDAPPAH SLAB.
CUPBOARD SLAB	IN R.C.C
PAINTING	CEMENT PAINT/LIME WASH FOR CEILING/ ENAMEL PAINT
D.H.T	P.V.C

AREA STATEMENT	
GROUND FLOOR AREA	145.81
FIRST FLOOR AREA	145.81
TOTAL AREA	291.62

- NOTE
- INDICATES THE LOFT POSITION AT LINTEL LEVEL.
 - STAIRCASE -- TREAD-250 MM, RISER-178 MM., TERRACE FLOOR TREAD-250 MM, RISER-189 MM.
 - PLINTH HEIGHT 900 MM FROM NGL. (DEPENDS ON SITE CONDITION)
 - SILL LEVEL 600 MM FROM FL.
 - LINTEL HEIGHT 2100 MM FROM FLOOR LEVEL.
 - ROOF HEIGHT 3000 MM (INCLUDE SLAB THK.)
 - HEIGHT OF PARAPET WALL IN BALCONY, TERRACE ETC. IS 1000 MM.
 - SUNKEN SLAB FOR W.C 450 MM. FOR BATH 100 MM & BALCONY 50 MM
 - ALUMINIUM WINDOWS FOR COASTAL AREA
 - CUDAPPAH SLAB FOR SUNSHADE IN COASTAL AREA
 - WIDTH OF SUNSHADE IS 450 MM.
 - WIDTH OF KITCHEN SLAB 600 MM, LOFT 450MM
 - WIDTH OF WARD ROBE / LOFT 600 MM.
 - G.FLOOR ENT-VER. TO BE CLOSED WITH MS.GRILL.
 - KITCHEN SLAB TOP FINISHING SHOULD BE 800MM FLOOR FINISHED LEVEL

EXISTING INS QUARTERS
 CONSTRUCTED BY PWD
 R.S.NO. : 453/1,2,3, 459
 VILLAGE : EGMORE
 TOWN/TALUK : EGMORE-NUNGAMBAKKAM
 DISTRICT : CHENNAI

Scale : - 1:100



JOINERY DETAIL

MD DOOR	2000 X 2100	R.C.C. FRAME WITH MARINE PLY.
D DOOR	1800 X 2100	R.C.C. FRAME WITH MARINE PLY.
D1 DOOR	900 X 2100	R.C.C. FRAME WITH MARINE PLY.
D3 DOOR	1200 X 2100	P.V.C. DOOR
W WINDOW	1800 X 1350	M/S/ALUMINIUM WINDOW WITH M/S GRILLS AND PVC DESIGNED SHEET
W1 WINDOW	900 X 1350	M/S/ALUMINIUM WINDOW WITH M/S GRILLS AND PVC DESIGNED SHEET
J JALLY	2000 X 1350	
J2 JALLY	1100 X 1350	
V VENTILATOR	600 X 600	LOUVERED GLASS

- NOTE**
- INDICATES THE LOFT POSITION AT UNTEL LEVEL.
 - STAIRCASE :- TREAD-250 MM, RISER-180 MM.
 - FLOOR HEIGHT 300 MM FROM NGL. (DEPENDS ON SITE CONDITION)
 - SILL LEVEL 750 MM FROM FL.
 - UNTEL HEIGHT 2100 MM FROM FLOOR LEVEL.
 - ROOF HEIGHT 2850 MM (INCLUDE SLAB THK.).
 - HEIGHT OF PARAPET WALL IN BALCONY, TERRACE ETC. IS 1000 MM.
 - SUNKEN SLAB FOR W.C. 450 MM FOR BATH 100 MM & BALCONY 50 MM.
 - ALUMINIUM WINDOWS FOR COASTAL AREA.
 - CLADAPPAN SLAB FOR SUNSHADE IN COASTAL AREA.
 - WIDTH OF SUNSHADE IS 450 MM.
 - WIDTH OF KITCHEN SLAB 600 MM, LOFT 450MM.
 - WIDTH OF WARD ROBE / LOFT 600 MM.
 - FLOOR ENT-NER TO BE CLOSED WITH M.S.GRILL.
 - KITCHEN SLAB TOP FINISHING SHOULD BE 600MM FLOOR FINISHED LEVEL.

SPECIFICATION

FOUNDATION : R/R MASONRY/B/W IN CM 1:5

SUPERSTRUCTURE : BRICK WORK IN CM 1:5

ROOF : R.C.C. SLAB WITH SUITABLE REINFORCEMENT AND PROTECTED WITH WEATHERING COURSE

JOINERY : R.C.C./STEEL/PVC

FLOORING : MOSAIC FLOORING WITH CERAMIC TILE SKIRTING FOR HALL, BED, KITCHEN & BATH. CERAMIC FLOORING FOR W.C. WITH GLAZED TILES TO THE HEIGHT OF 400 MM.

KITCHEN SLAB & SINK : IN CLADAPPAN SLAB.

CUPBOARD SLAB : IN R.C.C.

PAINTING : CEMENT PAINT/LIME WASH FOR CEILING, ENAMEL PAINT

O.H.T. : P.V.C.

AREA STATEMENT

GROUND FLOOR AREA	1627.73
FIRST FLOOR AREA	1228.58
TOTAL AREA	2856.31

EXISTING BARRACKS CUM DINING CONSTRUCTED BY PWD AT KILPAUK

R.S. NO. : 453/3.2.1, 459 part

VILLAGE : EGMORE

TOWN/TALUK : EGMORE - NUNGAMBAKKAM

DISTRICT : CHENNAI

Scale : 1/100

APPLICANT : LICENSE SURVEYOR

OFFICE COPY
PLANNING CLEARANCE
APPROVED
SUBJECT TO THE CONDITIONS IN THIS OFFICE LETTER.
C3/158/2003/10/13/2004
FOR MEMBER SECRETARY CHENNAI METROPOLITAN DEVELOPMENT AUTHORITY CHENNAI-600 008.

LICENSED SURVEYOR


APPLICANT

OFFICE COPY
PLANNING CLEARANCE

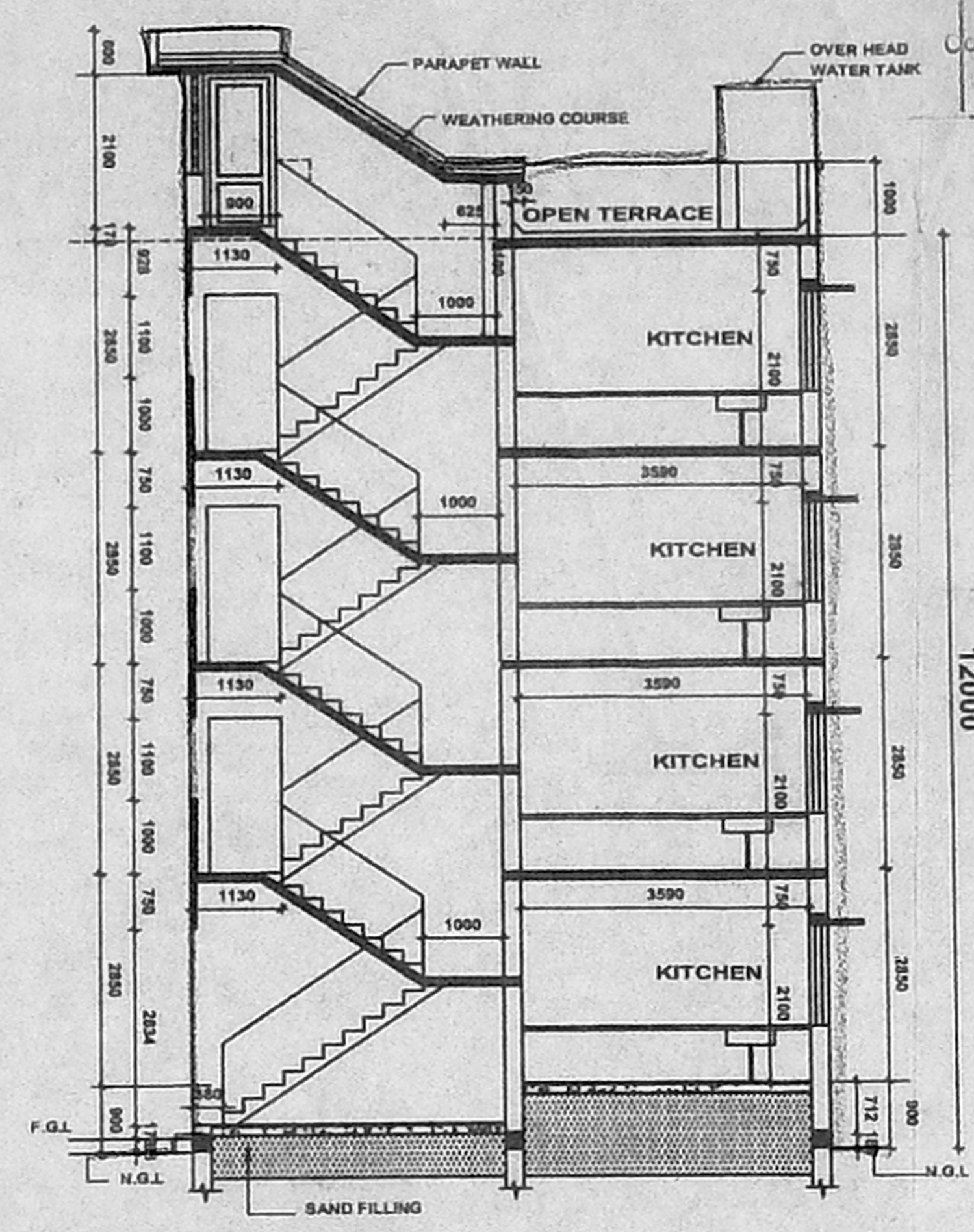
C/PC/105B/9 D/5/2004
Planning Permit No. **APPROVED**
SUBJECT TO THE CONDITIONS IN THIS OFFICE LETTER.
75 x 10 (TYPICAL)
No. C3/15889/2003 Date 1/3/2004
FOR MEMBER SECRETARY
CHENNAI METROPOLITAN
DEVELOPMENT AUTHORITY
CHENNAI-600 008

SUPERINTENDING ENGINEER
City & Development Department
Corporation of Chennai No. 10/2002-03
Dy. Insp. Genl. of Police
Chennai-600 004

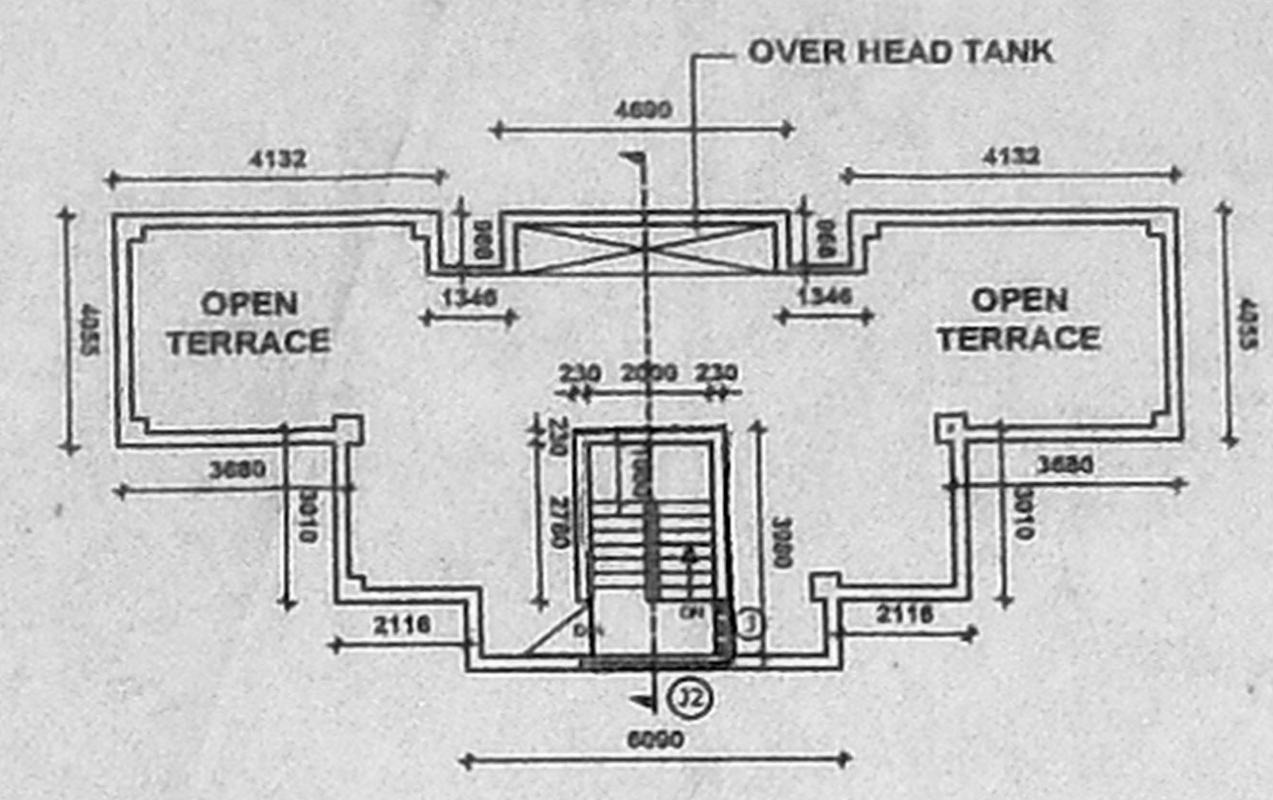
JOINERY		ITEM	DESCRIPTION
CMDA C3/PP NO: C3/15889/2003			
D1A	DOOR	600 X 2100	R.C.C FRAME WITH T.M. PARALLELS SHUTTERS
D1	DOOR	900 X 2100	R.C.C FRAME WITH MARINE PLY.
D2	DOOR	700 X 2100	P.V.C DOOR
W1	WINDOW	1150 X 1350	ALUMINIUM WINDOW WITH M.S. GRILL
W2	WINDOW	600 X 1200	R.C.C LOUVERED JALI
J	JALI	600 X 500	R.C.C LOUVERED JALI
J1	JALI	600 X 1200	R.C.C LOUVERED JALI
J2	JALI	200 X 1200	R.C.C LOUVERED JALI
GG	GATE	600 X 2400	M.S. GRILL GATE



FRONT ELEVATION



SECTION A-B



TERRACE FLOOR PLAN.
SCALE: 1:200

SPECIFICATION

FOUNDATION : R.C.C COLUMN

SUPERSTRUCTURE : BRICK WORK IN C.M 1:5

ROOF : R.C.C SLAB WITH SUITABLE REINFORCEMENT AND PROTECTED WITH WEATHERING COURSE

JOINERY : R.C.C/STEEL/PVC.

FLOORING : MOSAIC FLOORING WITH CERAMIC TILE SKIRTING FOR HALL, BED, KITCHEN & BATH.
CERAMIC FLOORING FOR W.C WITH GLAZED TILES TO THE HEIGHT OF 450 MM.

KITCHEN SLAB & SINK : IN CUDAPPAH SLAB.

CUPBOARD SLAB : IN R.C.C

PAINTING : CEMENT PAINT/LIME WASH FOR CEILING/ ENAMEL PAINT

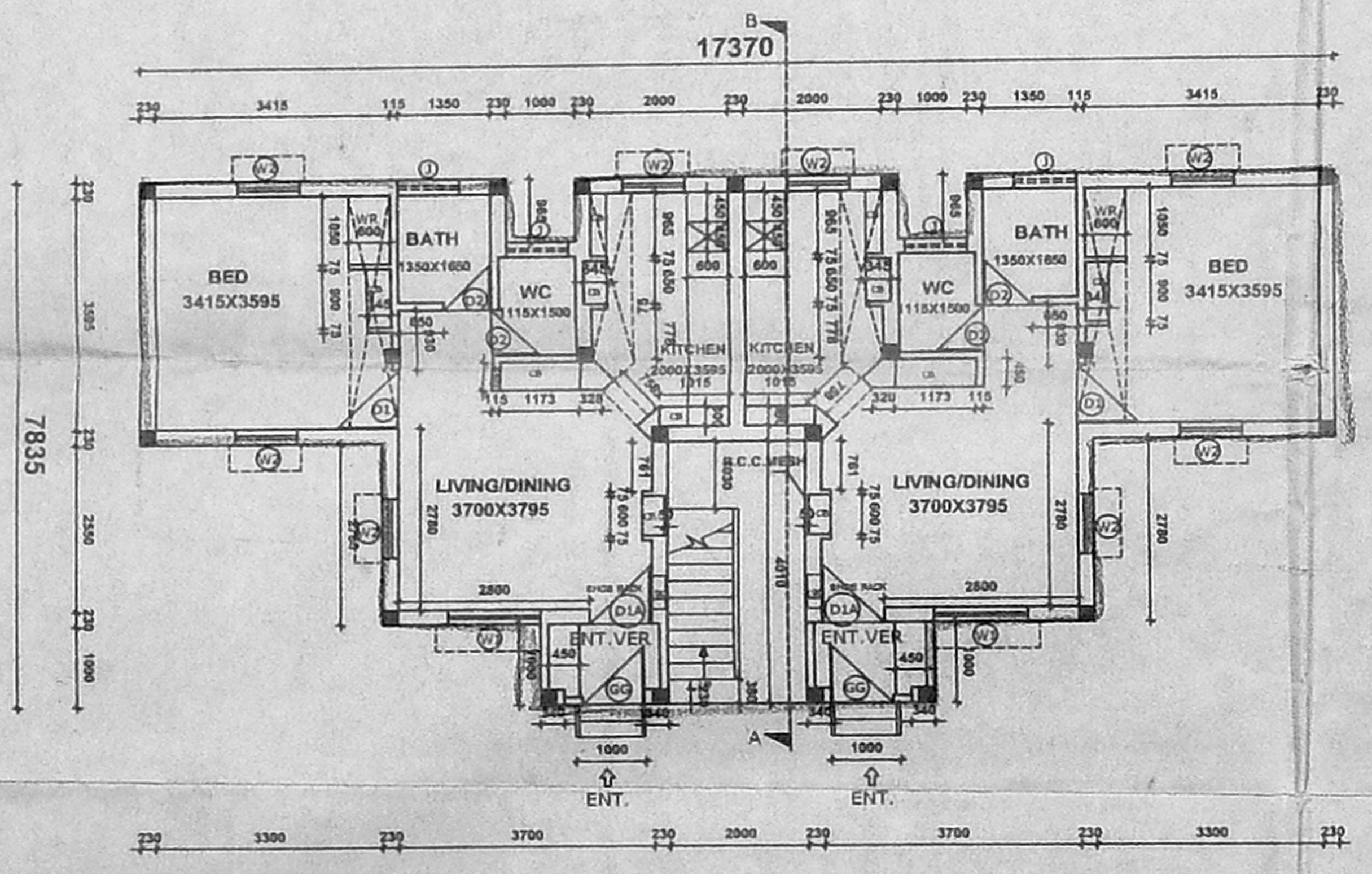
O.H.T : P.V.C

AREA STATEMENT

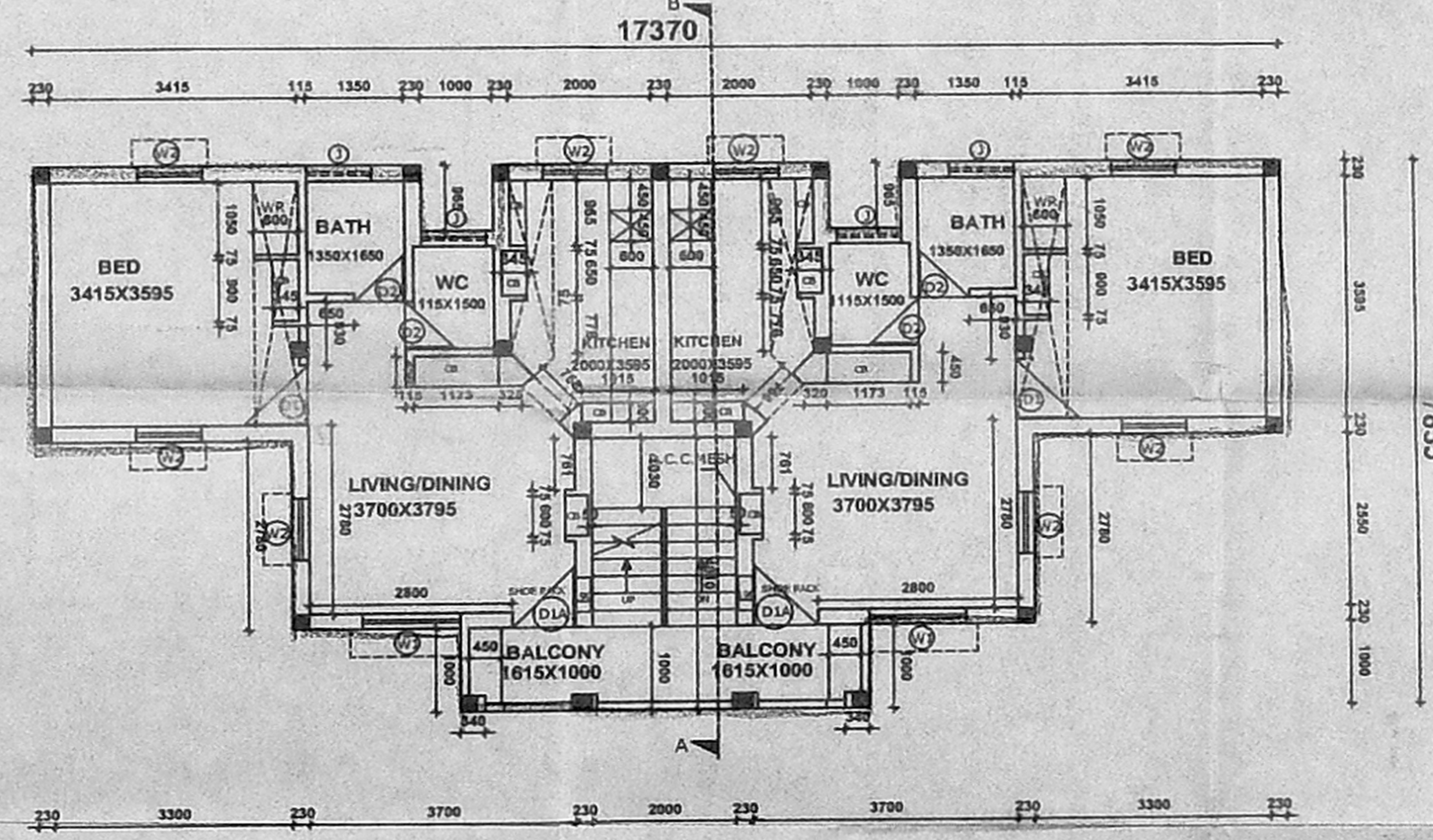
AREA STATEMENT	SQ.M
GROUND FLOOR AREA	102.00
FIRST FLOOR AREA	102.00
SECOND FLOOR AREA	102.00
THIRD FLOOR AREA	102.00
TOTAL AREA	408.00

AREA PER UNIT 51.0 SQ.M (INCLUDING THE STAIRCASE)

- NOTE
- INDICATES THE LOFT POSITION AT LINTEL LEVEL.
 - STAIRCASE :- TREAD-250 MM, RISER-178 MM, TERRACE FLOOR TREAD-250 MM, RISER-189 MM.
 - PLINTH HEIGHT 900 MM FROM NGL. (DEPENDS ON SITE CONDITION)
 - SILL LEVEL 750 MM FROM FL.
 - LINTEL HEIGHT 2100 MM FROM FLOOR LEVEL.
 - ROOF HEIGHT 2850 MM (INCLUDE SLAB THK.)
 - HEIGHT OF PARAPET WALL IN BALCONY, TERRACE ETC. IS 1000 MM.
 - SUNKEN SLAB FOR W.C 450 MM. FOR BATH 100 MM & BALCONY 50 MM.
 - FOR CONTINUOUS BLOCK FRONT BEDROOM WINDOW W2 IS DELETED.
 - ALUMINIUM WINDOWS FOR COASTAL AREA.
 - CUDAPPAH SLAB FOR SUNSHADE IN COASTAL AREA.
 - WIDTH OF SUNSHADE IS 450 MM.
 - WIDTH OF KITCHEN SLAB 600 MM, LOFT 450MM.
 - WIDTH OF WARD ROBE / LOFT 600 MM.
 - G.FLOOR ENT-VER. TO BE CLOSED WITH M.S.GRILL
 - KITCHEN SLAB TOP FINISHING SHOULD BE 800MM FLOOR FINISHED LEVEL



GROUND FLOOR PLAN.



TYPICAL FLOOR PLAN.(I, II, III)

PROPOSED PC/HC QTRS.(8 IN 1 G+3)

S.NO. : 453/2.4, 459, 463/1, 3, 39

VILLAGE : EGMORE

TOWN/TALUK : EGMORE - NUNGAMAKKAM

DISTRICT : CHENNAI

LICENSED SURVEYOR
 APPLICANT
 SUPERINTENDING ENGINEER
 TAMILNADU POLICE-HOUSING CORPORATION LTD.
 Class-1 Licensed Building Surveyor
 Corporation of Chennai-No. 161/2002-03
 Chennai-600 004
 Dy. Insp. Genl. of Police,
 (HQRA)
 Chennai-600 004
 OFFICE COPY
 PLANNING CLEARANCE

JOINERY DETAIL		
D1A	DOOR	900 X 2100
D1	DOOR	900 X 2100
D2	DOOR	700 X 2100
W1	WINDOW	1350 X 1050
W2	WINDOW	900 X 1050
W5	WINDOW	900 X 1050
J	JALI	600 X 900
V1	VENTILATOR	1350 X 450
GG	GATE	900 X 2100
GG1	GATE	700 X 2100

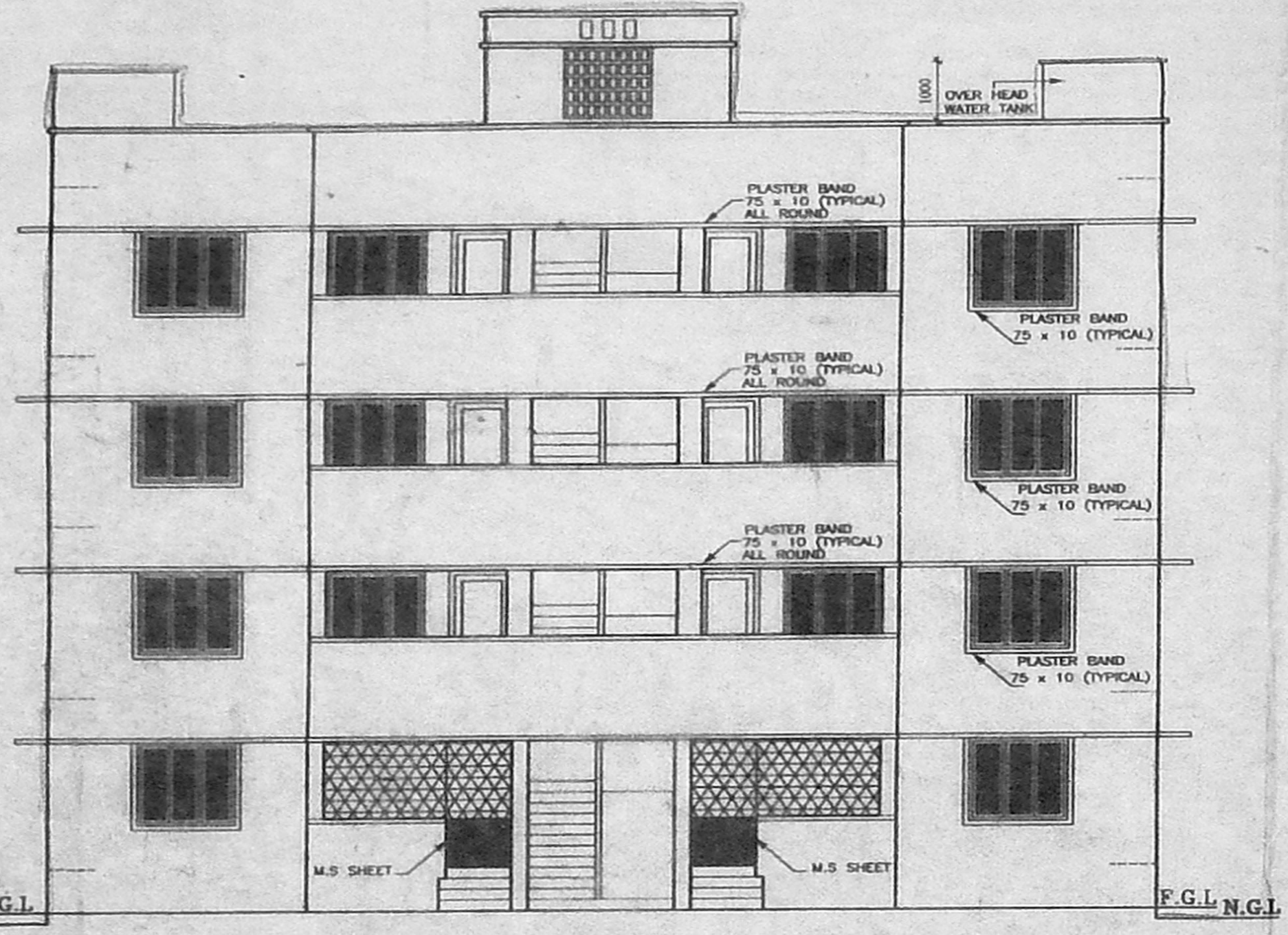
SPECIFICATION	
FOUNDATION	R.C.C COLUMN
SUPERSTRUCTURE	BRICK WORK IN C.M 1:5
ROOF	R.C.C SLAB WITH SUITABLE REINFORCEMENT AND PROTECTED WITH WEATHERING COURSE
JOINERY	R.C.C/STEEL/PVC
FLOORING	MOSAIC FLOORING WITH CERAMIC TILE SKIRTING FOR HALL, BED, KITCHEN & BATH. CERAMIC FLOORING FOR W.C WITH GLAZED TILES TO THE HEIGHT OF 450 MM.
KITCHEN SLAB & SINK	IN CUDAPPAH SLAB.
CUPBOARD SLAB	IN R.C.C
PAINTING	CEMENT PAINT/LIME WASH FOR CEILING/ENAMEL PAINT
O.H.T	P.V.C

AREA STATEMENT	
GROUND FLOOR AREA	116.00
FIRST FLOOR AREA	116.00
SECOND FLOOR AREA	116.00
THIRD FLOOR AREA	116.00
TOTAL AREA	464.00

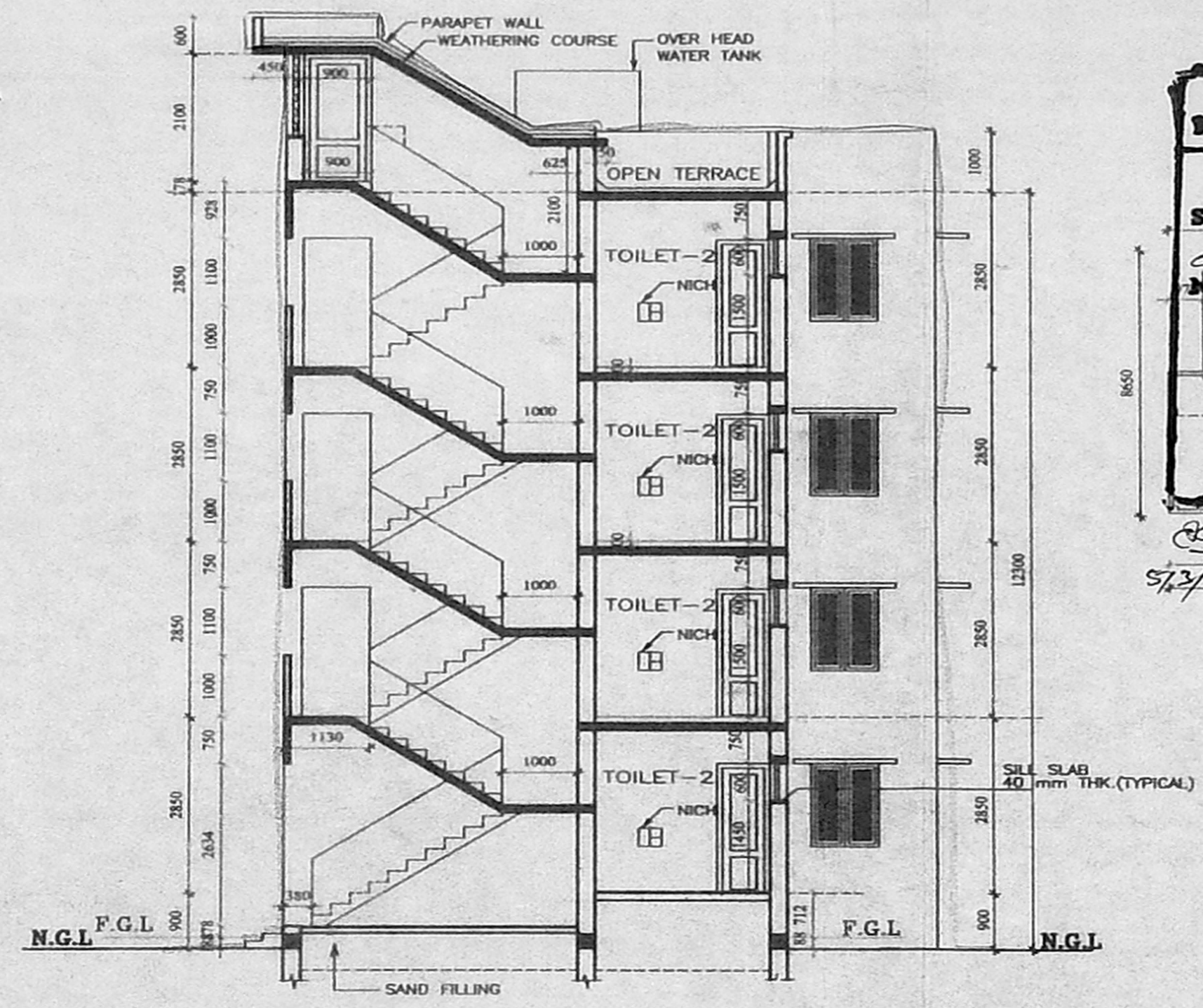
- NOTE
- INDICATES THE LOFT POSITION AT LINTEL LEVEL.
 - STAIRCASE :- TREAD-250 MM, RISER-178 MM., TERRACE FLOOR TREAD-250 MM, RISER-189 MM.
 - PUNTH HEIGHT 900 MM FROM NGL (DEPENDS ON SITE CONDITION)
 - SILL LEVEL 750 MM FROM FL.
 - LINTEL HEIGHT 2100 MM FROM FLOOR LEVEL.
 - ROOF HEIGHT 2850 MM (INCLUDE SLAB THK.)
 - HEIGHT OF PARAPET WALL IN BALCONY, TERRACE ETC. IS 1000 MM.
 - SUNKEN SLAB FOR W.C 450 MM. FOR BATH 100 MM & BALCONY 50 MM.
 - FOR CONTINUOUS BLOCK FRONT BEDROOM WINDOW W2 IS DELETED.
 - ALUMINIUM WINDOWS FOR COASTAL AREA.
 - CUDAPPAH SLAB FOR SUNSHADE IN COASTAL AREA.
 - WIDTH OF SUNSHADE IS 450 MM.
 - WIDTH OF KITCHEN SLAB 600 MM., LOFT 450MM
 - WIDTH OF WARD ROBBER/LOFT 600MM
 - FLOOR ENT-VER. TO BE CLOSED WITH MS.GRILL.
 - KITCHEN SLAB TOP FINISHING SHOULD BE 800MM FLOOR FINISHED LEVEL

C/PC/MSB/9 E/2004
 Planning Permit No. C3/15889/2003
APPROVED
 SUBJECT TO THE CONDITIONS IN THIS OFFICE LETTER.
 Date: 3/3/2004
 FOR MEMBER SECRETARY
 CHENNAI METROPOLITAN
 DEVELOPMENT AUTHORITY
 CHENNAI-600 008.

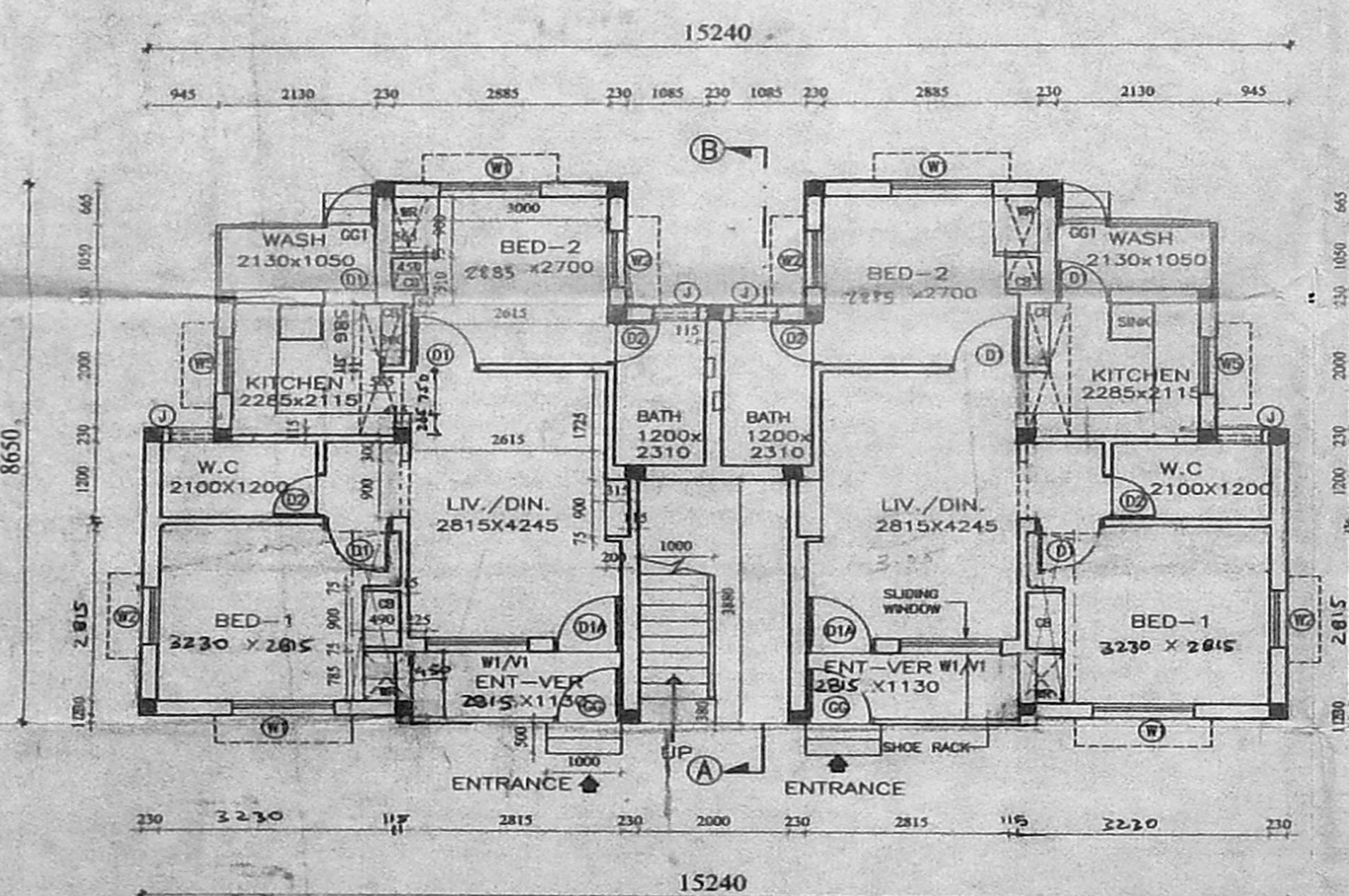
TERRACE FLOOR PLAN
 SCALE 1:200



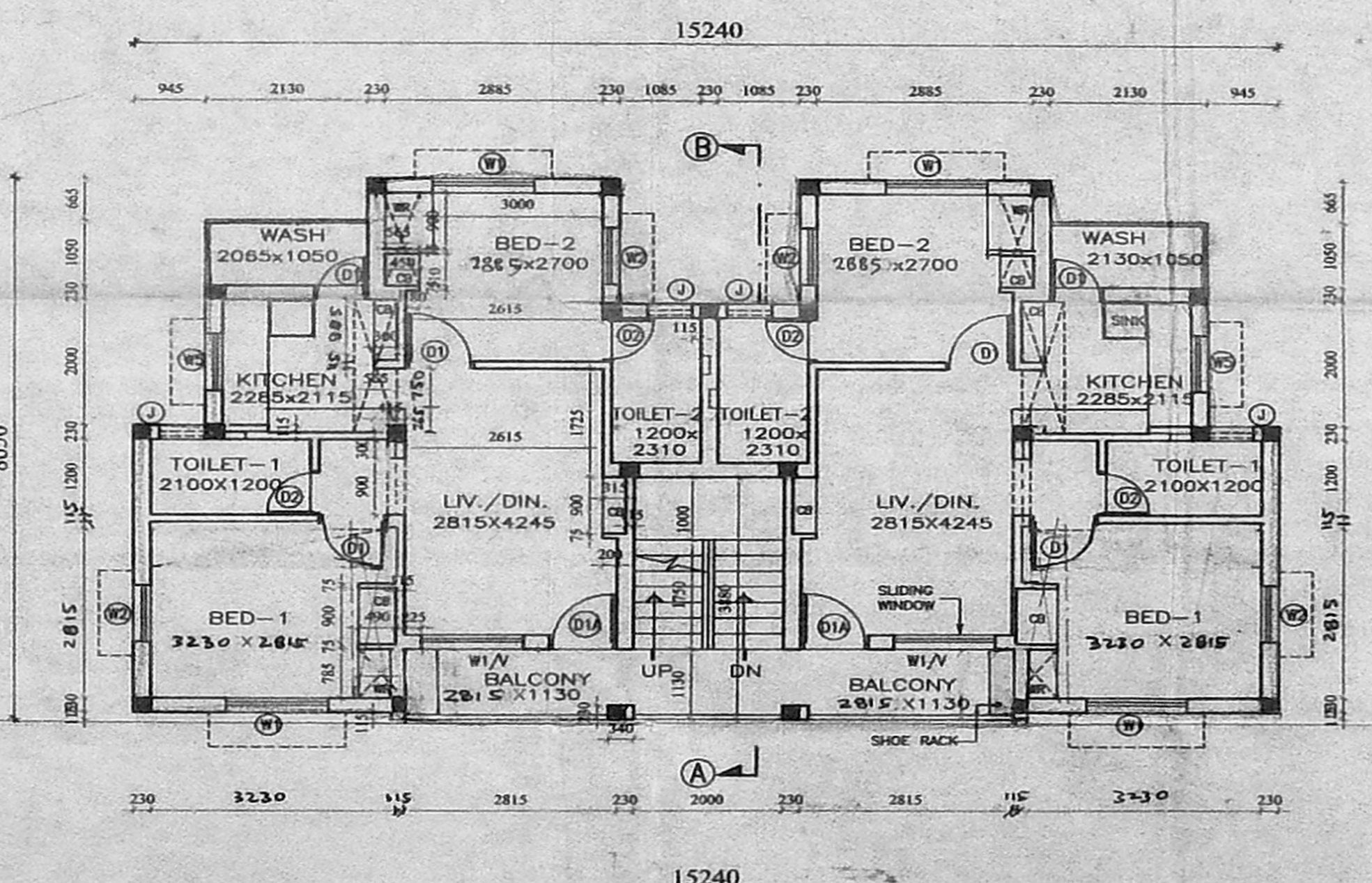
FRONT ELEVATION



SECTION A-B

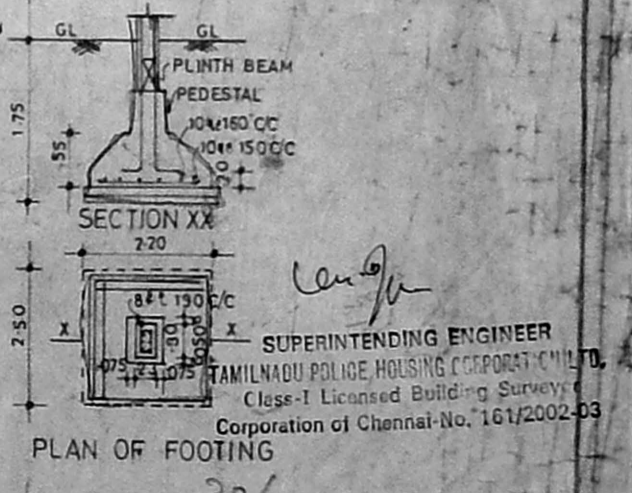
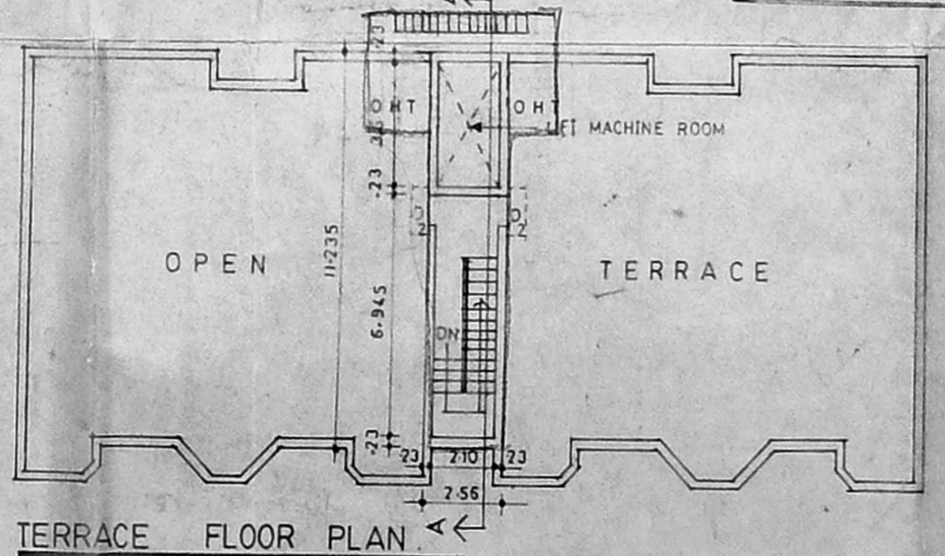
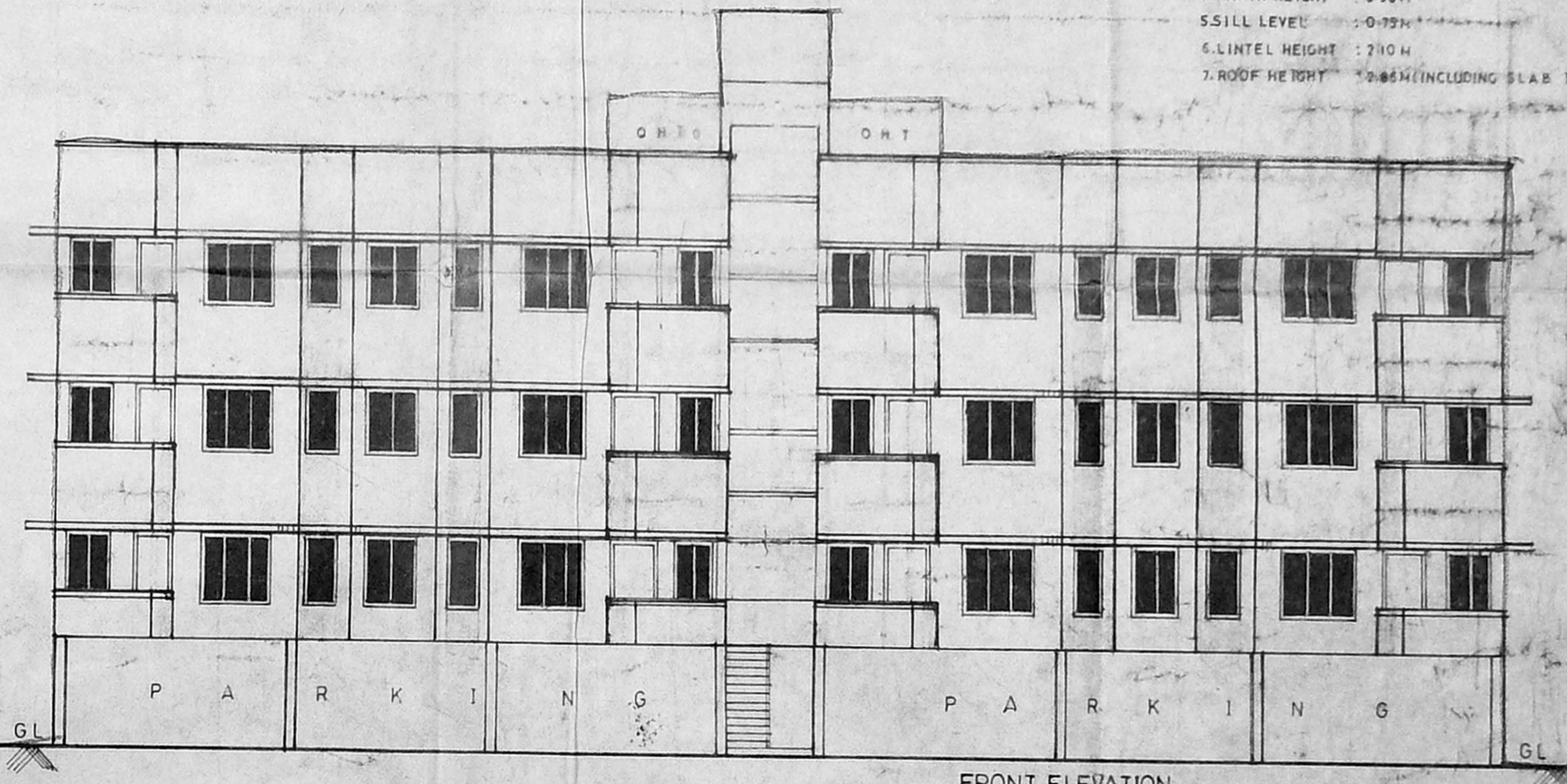
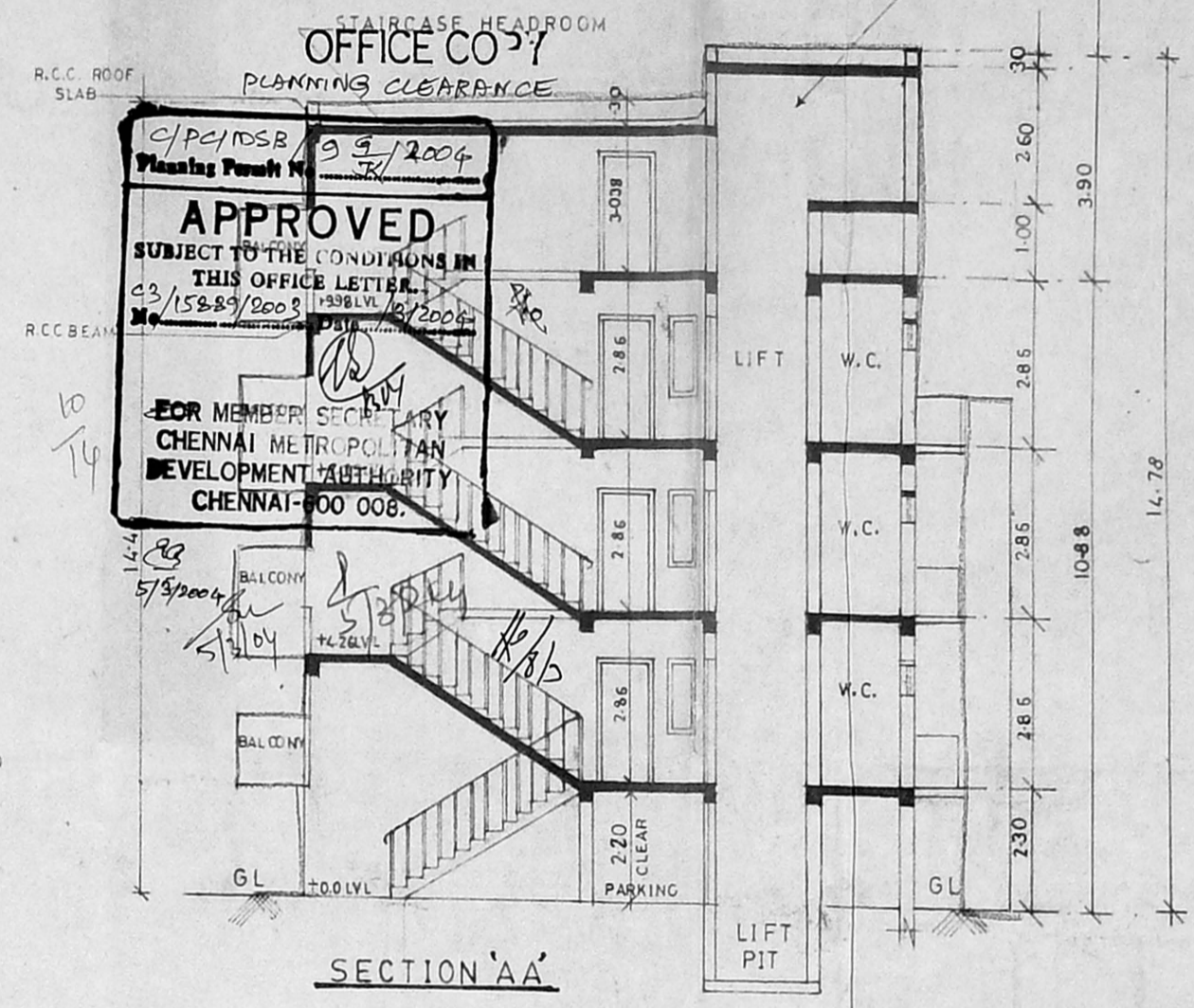
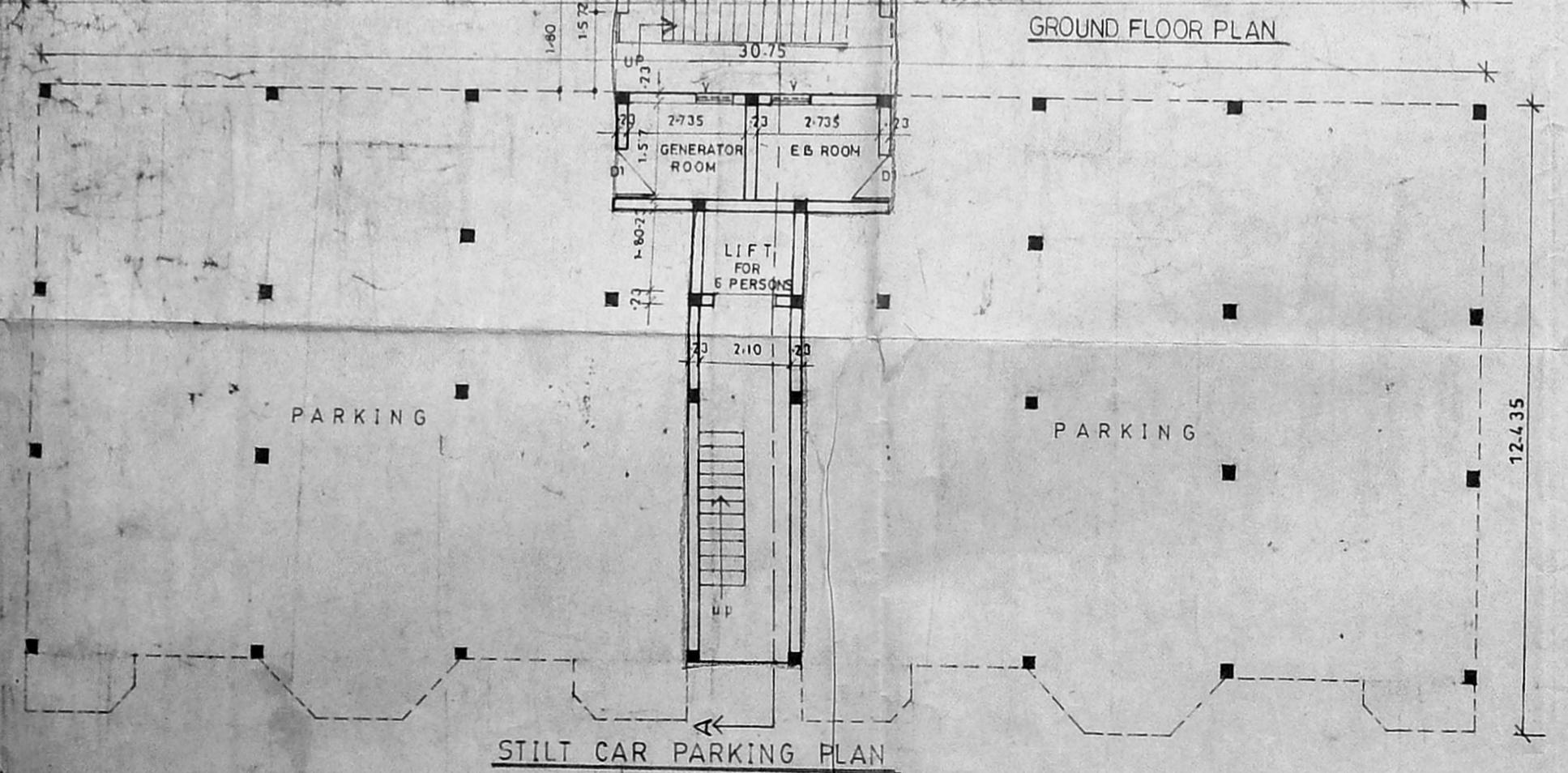
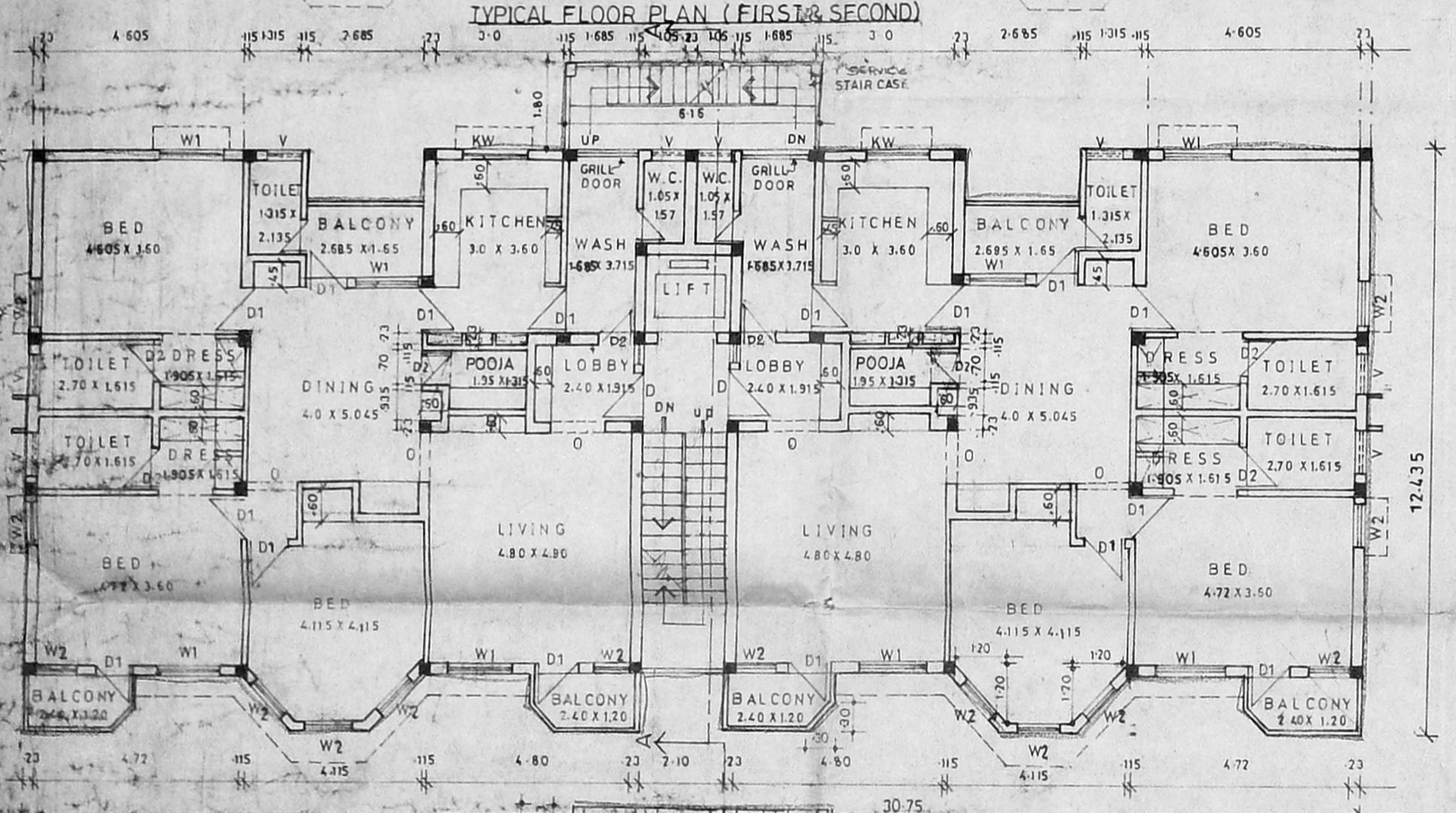
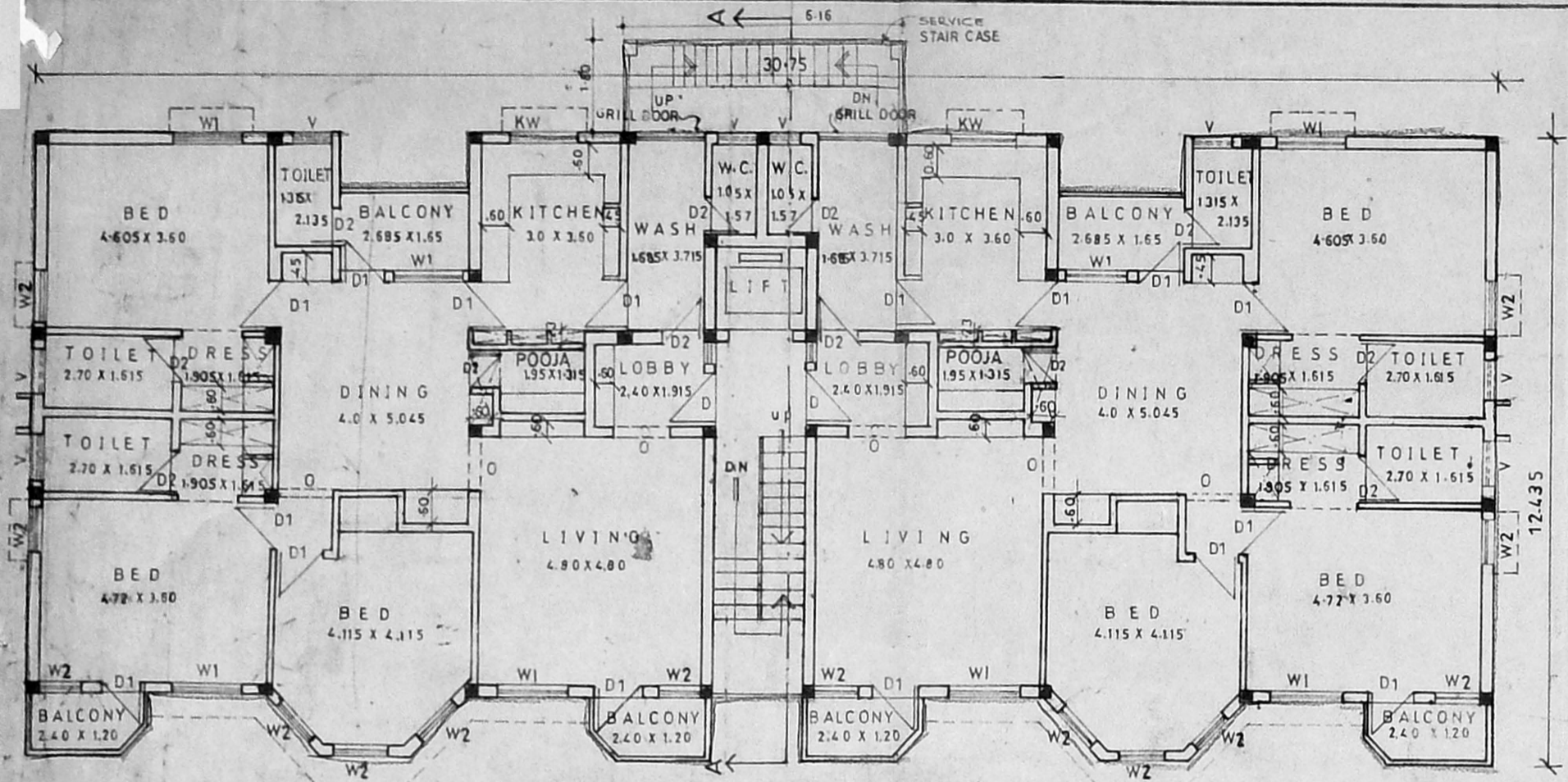


GROUND FLOOR PLAN



TYPICAL FLOOR PLAN (I, II & III)

PROPOSED SI QTRS. (8 IN 1 G+3)
 S.NO. : 453/2, 4, 459, 463/1, 3, 2, 9
 VILLAGE : EGMORE
 TOWN/TALUK : EGMORE-NUNGAMBAKKAM
 DISTRICT : CHENNAI



LICENSED SURVEYOR

SUPERINTENDING ENGINEER
TAMILNADU POLICE HOUSING CORPORATION LTD
Class-I Licensed Building Surveyor
Corporation of Chennai-No. 161/2002-03

APPLICANT

SCHEDULE OF JOINERY	
D	DOOR 1.00X
D1	DOOR 0.90X
D1A	DOOR 0.90X
D2	DOOR 0.70X
W	WINDOW 1.80X
W1	WINDOW 1.35X
W2	WINDOW 0.90X
KW	KITCHEN WINDOW 1.35X
KW1	DOOR 0.90X
V	VENTILATOR 0.90X
J	JALLY 0.90X
O	OPENING 0.90X

CMDA C3/PP NO: 1
C. No. 3/15289/2003
Asst. W. GLAZED WINDOW
Scrutiny: 16/7/2004
PART-I
PART-II

A. P. D. P.

APPROVED
SUBJECT TO THE CONDITIONS IN THIS OFFICE LETTER.
FOR MEMBER SECRETARY
CHENNAI METROPOLITAN
DEVELOPMENT AUTHORITY
CHENNAI-600 008.

SPECIFICATIONS

FOUNDATION & BASEMENT: R.C.C COLUMN WITH BRICK WORK IN CM 1:5
SUPER STRUCTURE: BRICK WORK IN CM 1:5 WITH R.C.C COLUMN
ROOF: R.C.C SLAB WITH SUITABLE REINFORCEMENT
JOINERY: TEAK WOOD/STEEL PARTICLE BOARD
FLOORING: CEMENT FINISHING
FINISHING: COLOUR WASHING FOR WALL AND ENAMEL PAINT FOR JOINERY

AREA STATEMENT

STILT FLOOR AREA	348.48 M ²	TERRACE FLOOR AREA	78.76 M ²
GROUND FLOOR AREA	359.79 M ²		
FIRST FLOOR AREA	359.79 M ²		
SECOND FLOOR AREA	359.79 M ²		
	1079.37 M ²		

PROPOSED CONSTRUCTION OF 6 No D I G QTRS (S.G. 2) IN S.No 453/2 & 459, 463/1, 3, 8A3 OF EGMORE VILLAGE, EGMORE-NUNGBAKKAM TALUK, CHENNAI.

KILPAUK G3 P.S.

1:100 DD
SCALE: 1:200 111/2000

- NOTE**
- 1.0.60M WIDE LOFT AT LINTEL LEVEL INDICATED AS
 2. STAIRCASE WIDTH 1.00, TREAD 0.28M, RISE 0.175,
 3. SUNSHADE WIDTH: 0.45M
 4. PLINTH HEIGHT: 0.90M
 5. SILL LEVEL: 0.75M
 6. LINTEL HEIGHT: 2.10M
 7. ROOF HEIGHT: 2.86M (INCLUDING SLAB THICKNESS)

SUPERINTENDING ENGINEER
TAMILNADU POLICE HOUSING CORPORATION LTD
Class-I Licensed Building Surveyor
Corporation of Chennai-No. 161/2002-03

PLAN OF FOOTING


Dy. Insp. Genl. of Police
(HQR)

SCHED		C.M.D.A. C8/P/NO. 1	
D1	MAIN DOOR	900 x 2100	R.C.C. FRAME WITH PAINTED
D1A	DOOR	900 x 2100	R.C.C. FRAME / MARINE PLYWOOD
D2	DOOR	700 x 2100	R.C.C. FRAME / MARINE PLYWOOD
W1	WINDOW	1200 x 1200	STEEL SASHED WINDOW
W2	WINDOW	900 x 1200	DO - -
W3	WINDOW	900 x 1200	DO - -
J1	JALLY	900 x 800	DO - -
J1	JALLY	750 x 800	DO - -
O1	OPENING	900 x 2100	DO - -

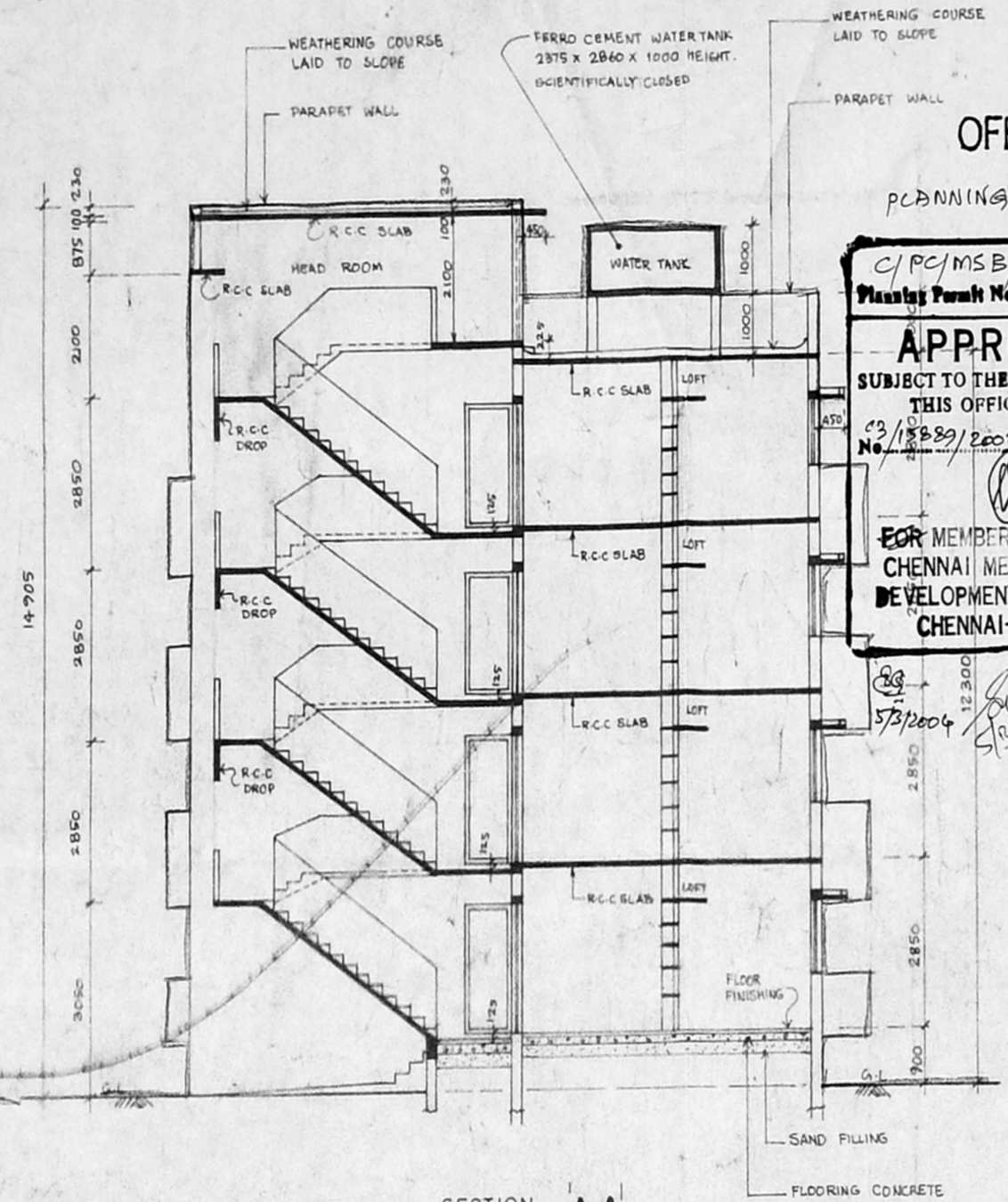
W. J. M.
 SUPERINTENDING ENGINEER
 TAMILNADU POLICE HOUSING CORPORATION LT.
 Class-1 Licensed Building Surveyor
 Corporation of Chennai-No. 161/2002-01

OFFICE COPY
 PLANNING CLEARANCE Dy. Insp. Genl. of Police,
 (HQRS)
 Chennai-600 004

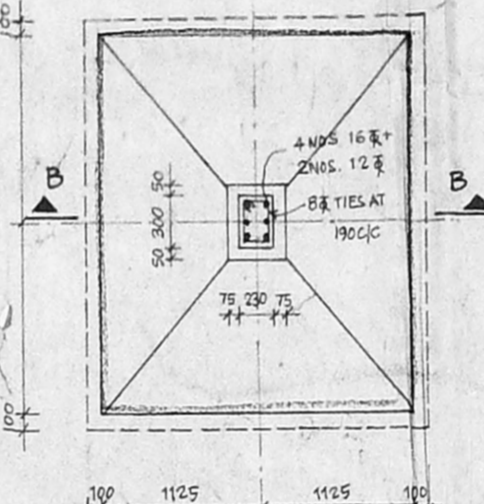
C/PC/MSB/9/H/31/2004
 Planning Permit No. 31/2004
APPROVED
 SUBJECT TO THE CONDITIONS IN
 THIS OFFICE LETTER.
 No. 18889/2003 Date 3/2004
 FOR MEMBER SECRETARY
 CHENNAI METROPOLITAN
 DEVELOPMENT AUTHORITY
 CHENNAI-600 008.



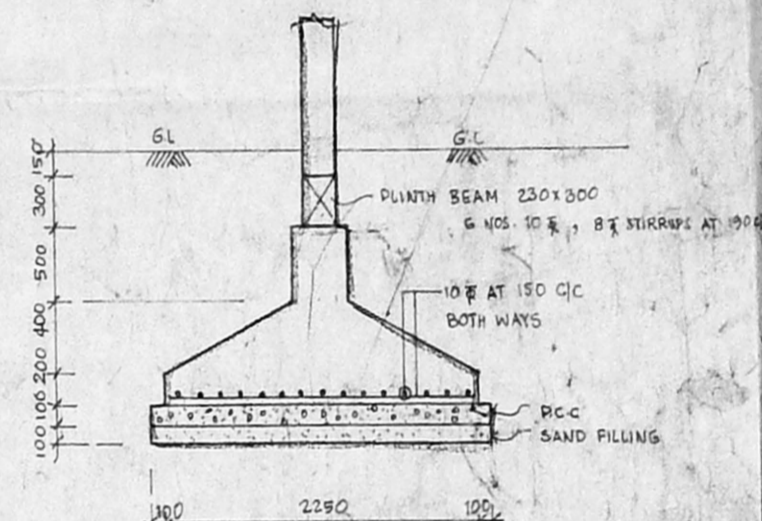
FRONT ELEVATION



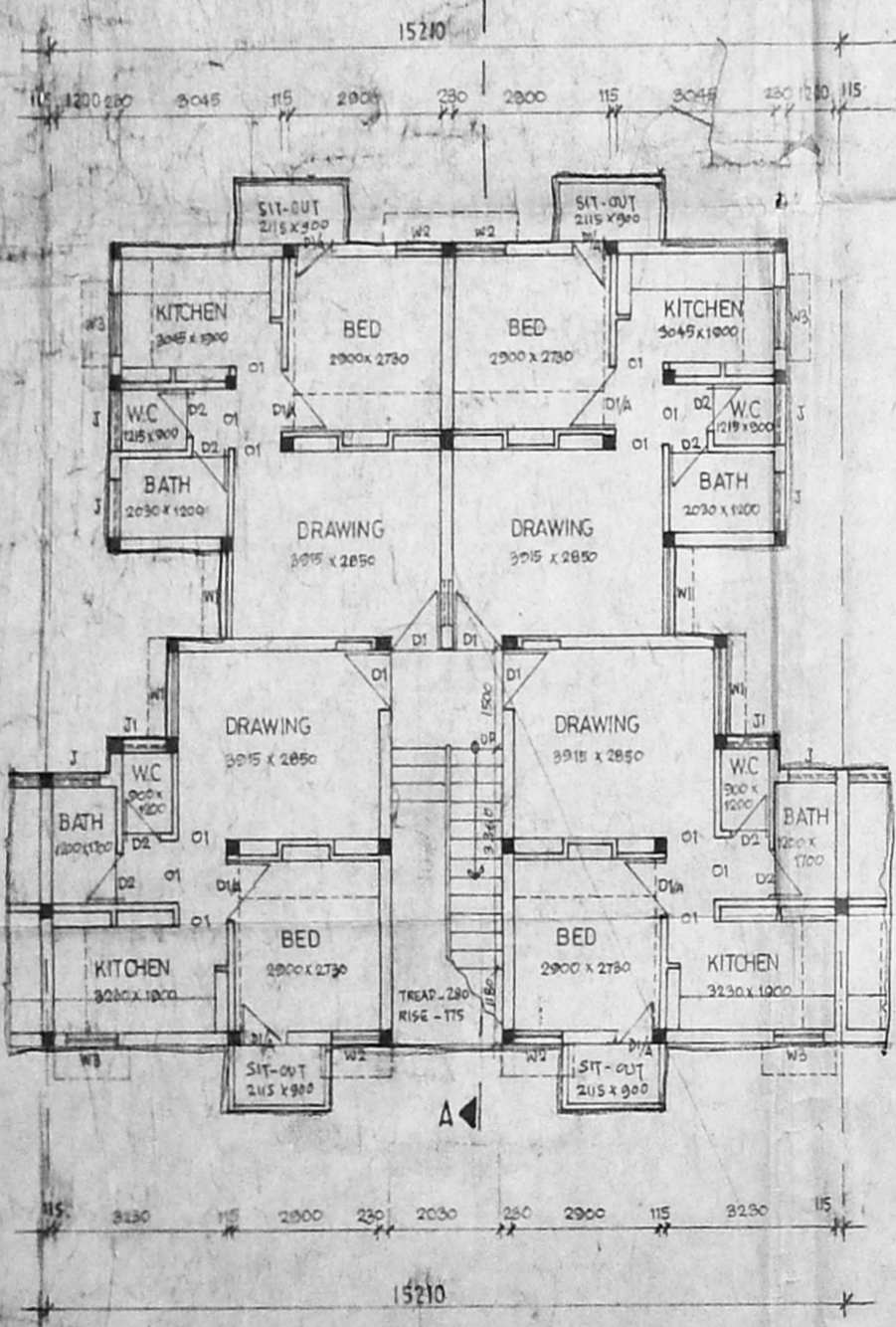
SECTION - A A



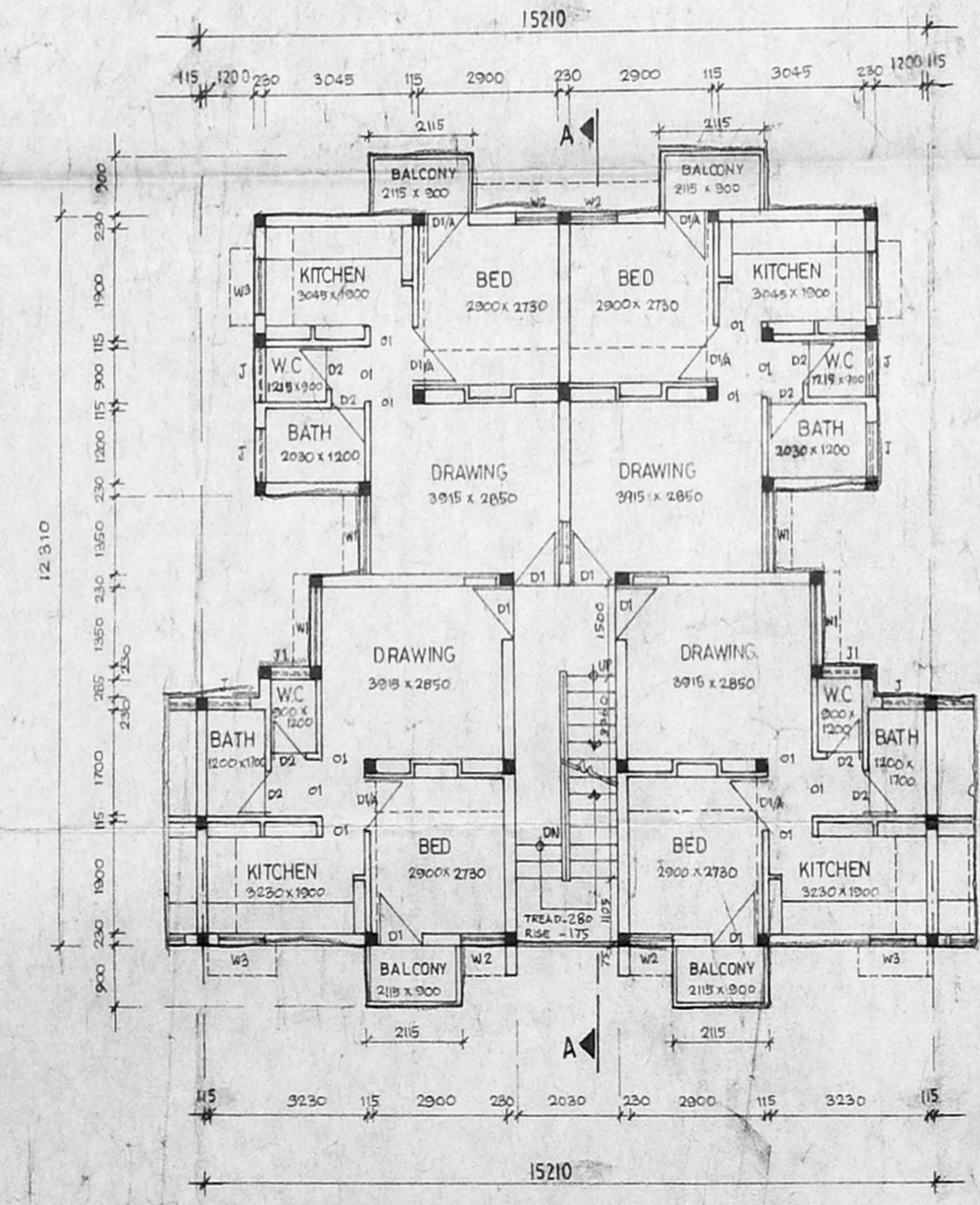
PLAN OF FOOTING



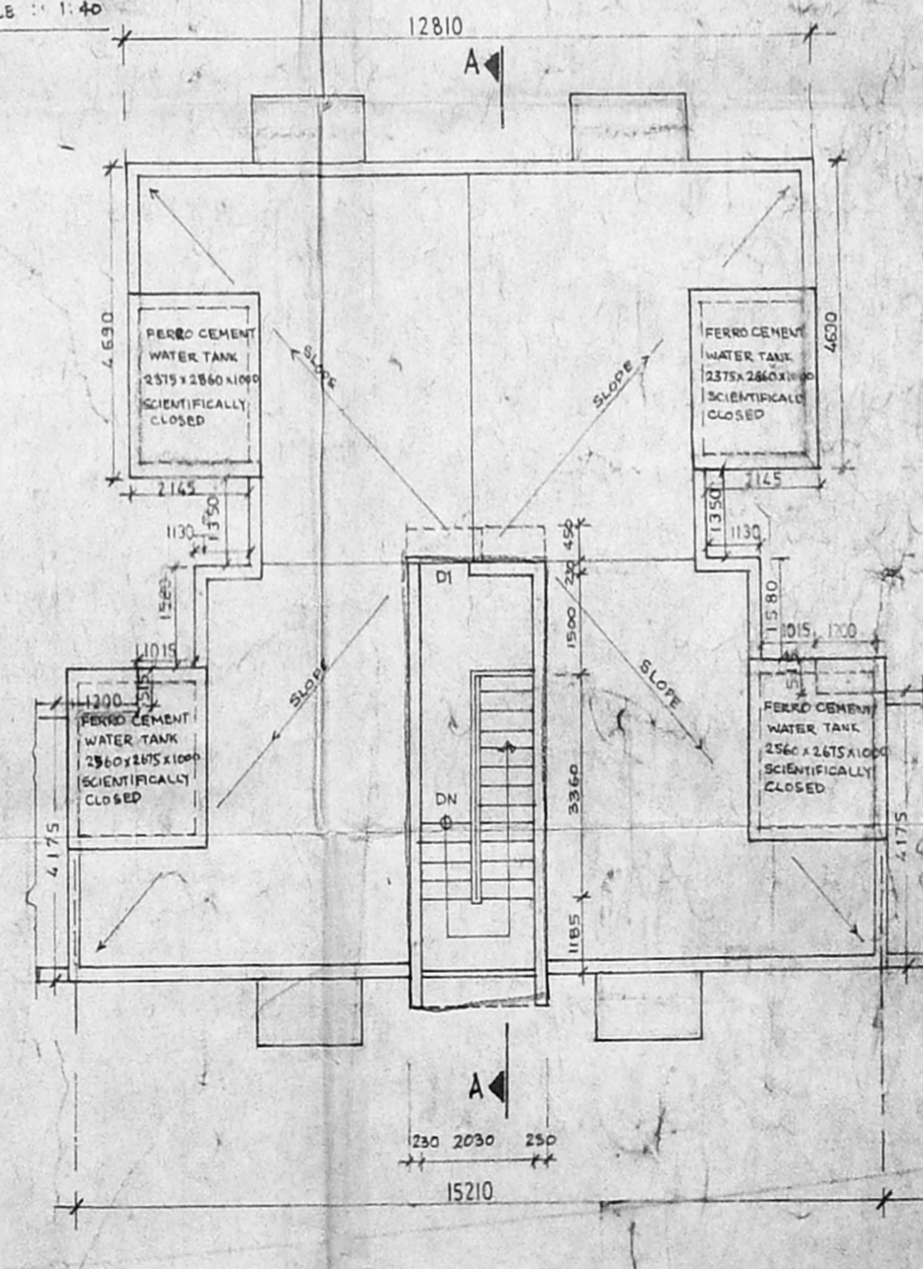
SECTION - BB'



GROUND FLOOR PLAN



TYPICAL FLOOR PLAN (1, 11 & 111.)



TERRACE PLAN

AREA STATEMENT:

PLINTH AREA:	167.00 M ²
GROUND FLOOR AREA	167.00 M ² OR 1800.00 SQ.FT.
FIRST FLOOR AREA	167.00 M ² OR 1800.00 SQ.FT.
SECOND FLOOR AREA	167.00 M ² OR 1800.00 SQ.FT.
THIRD FLOOR AREA	167.00 M ² OR 1800.00 SQ.FT.
PER UNIT INCLUDES STAIRS	11.75 M ² OR 125.00 SQ.FT.
PER UNIT EXCLUDING STAIRS	38.63 M ² OR 416.00 SQ.FT.

SPECIFICATIONS

FOUNDATION AND BASEMENT:	RCC COLUMN WITH BRICK WORK IN G.M. 1:1
SUPER STRUCTURE:	BRICK WORK IN G.M. 1:1 WITH R.C.C. COLUMN
ROOF:	R.C.C. SLAB WITH SUITABLE REINFORCEMENT AND PROTECTED WITH WEATHERING COURSE
JOINERY:	R.C.C. FRAME / TEAK WOOD / STEEL CEMENT PARTICLE BOARD
FLOORING:	CEMENT FINISHING
FINISHING:	COLOUR WASHING FOR WALL AND ENAMEL PAINT FOR JOINERY

LICENSED SURVEYOR

APPLICANT


PROPOSED BLOCK NO. 1

PROPOSED POLICE CONSTABLE & HEAD CONSTABLE QUARTERS
 IN S.N.O. 435/24
 453/463/33/45
 EMMORE VILLAGE
 CHENNAI

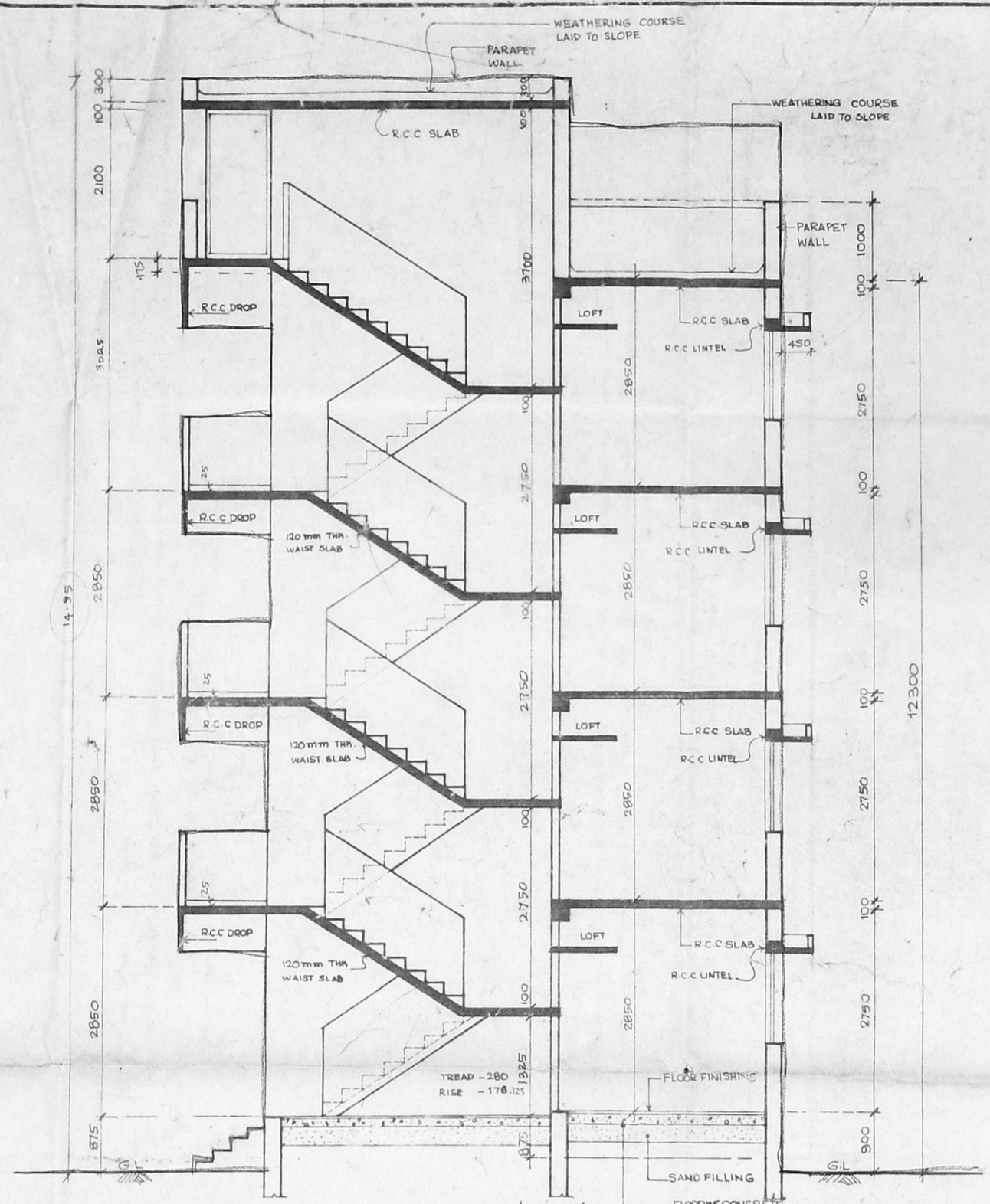
SCALE 1:100
 02A/97

CMDA C3/PP NO:
C. No. 23/15889/2002
Asst.
Scrutinizing
PART - I
PART - II

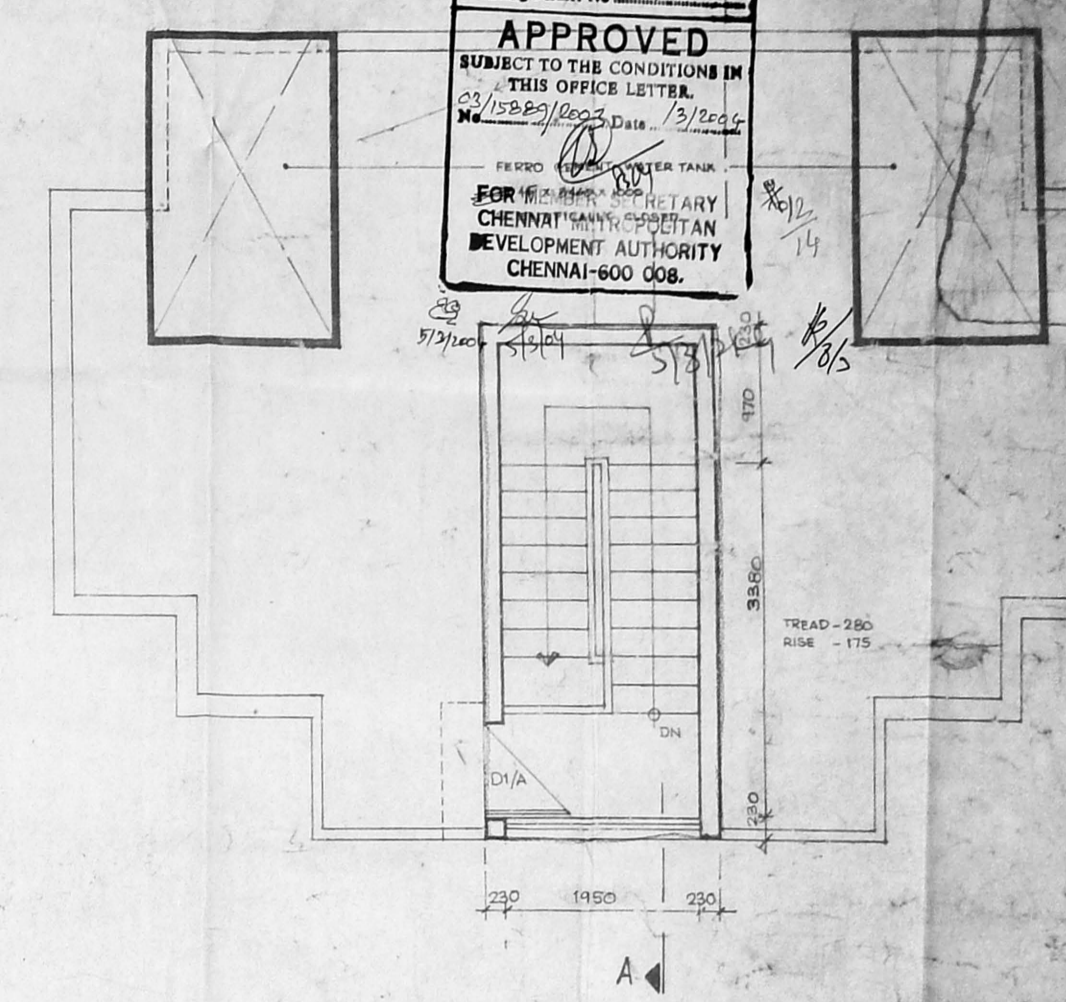
OFFICE COPY
PLANNING CLEARANCE
C/PC/MSB/3
Planning Permit No. 23/15889/2002
APPROVED
SUBJECT TO THE CONDITIONS IN THIS OFFICE LETTER.
FOR THE SECRETARY
CHENNAI METROPOLITAN
DEVELOPMENT AUTHORITY
CHENNAI-600 008.



FRONT ELEVATION



SECTION - A A

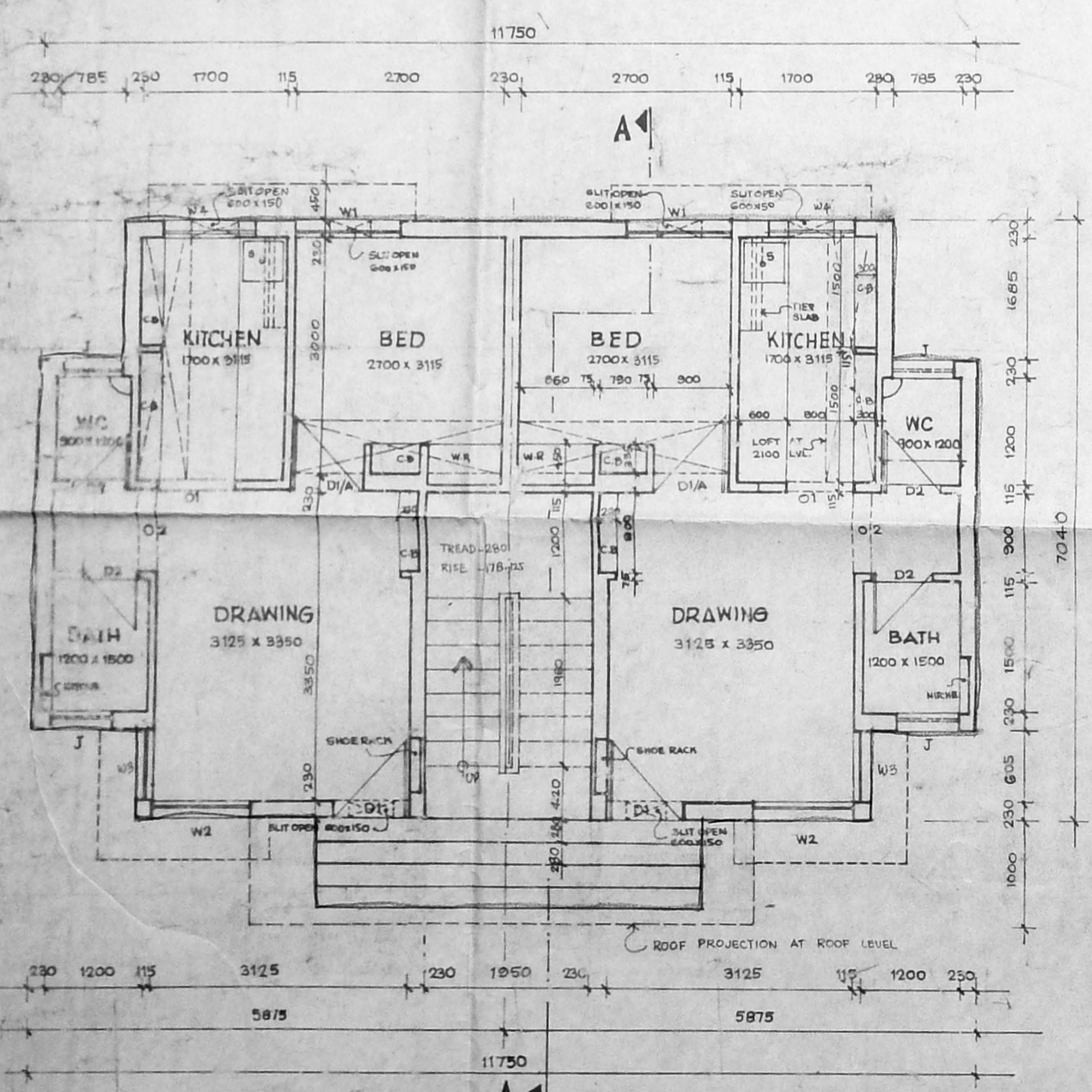


TERRACE FLOOR PLAN

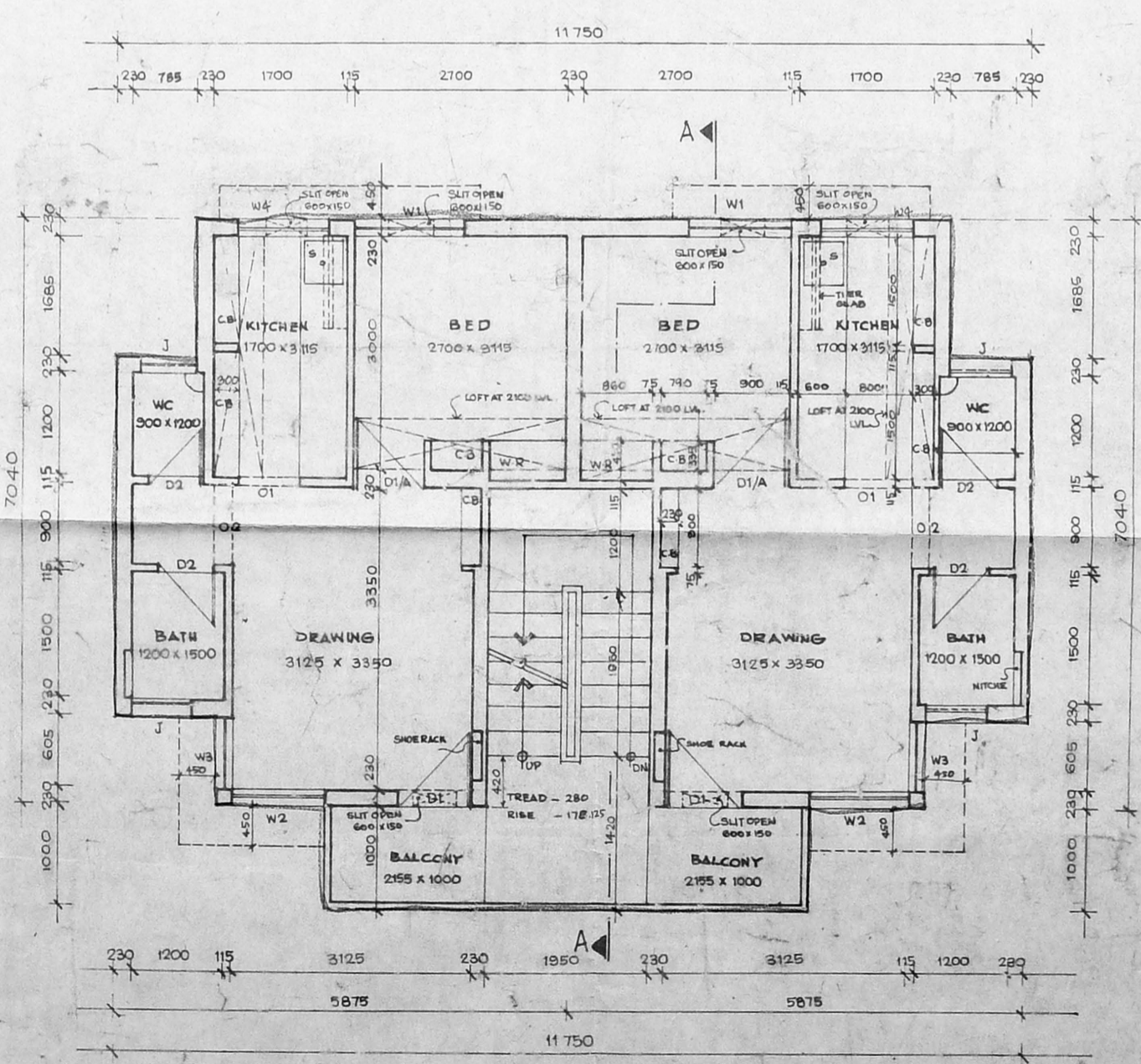
LICENSED SURVEYOR
SUPERINTENDING ENGINEER
TAMILNADU POLICE HOUSING CORPORATION LTD.
Class: I Licensed Building Surveyor
Corporation of Chennai No. 1012000013

APPLICANT
Dy. Insp. Genl. of Police
(H.O.R.S)
Chennai-600 008

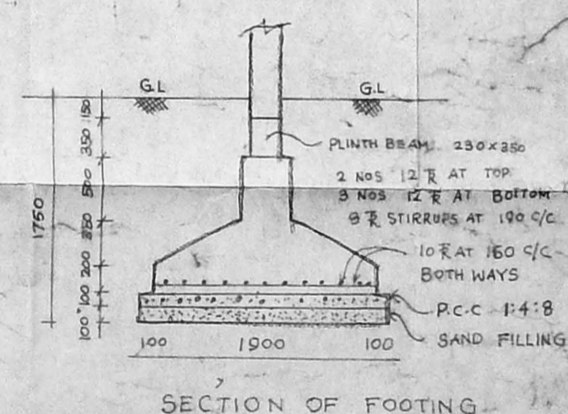
Specifications	Schedule of items
FOUNDATION & BASEMENT : RCC COLUMN WITH BRICK WORK IN CM 1:5	D1 DOOR 900 X 2100
SUPER STRUCTURE : RCC COLUMN WITH SUITABLE REINFORCEMENTS AND PROTECTED WITH WEATHERING COURSE	D1/A DOOR 900 X 2100
ROOF : RCC SLAB WITH SUITABLE REINFORCEMENTS AND PROTECTED WITH WEATHERING COURSE	D2 DOOR 700 X 2100
JOINERY : TEAK WOOD / STEEL CEMENT PARTICLE BOARD	W1 WINDOW 1200 X 1200
FLOORING FINISHING : CEMENT FINISHING	W2 WINDOW 1200 X 1200
	W3 WINDOW 900 X 1200
	W4 WINDOW 1200 X 1050
	J JALLY 750 X 600
	O1 OPENING 800 X 2100
	O2 OPENING 900 X 2100



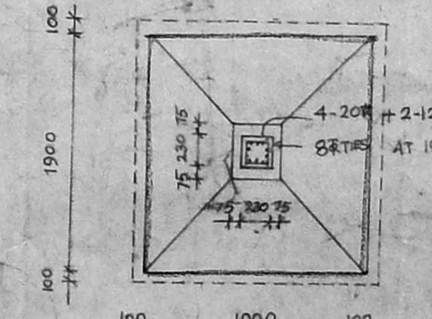
GROUND FLOOR PLAN



TYPICAL FLOOR PLAN (FIRST, SECOND AND THIRD FLOORS)



SECTION OF FOOTING



PLAN OF FOOTING

AREA STATEMENT

GROUND FLOOR AREA	177.50 SQ. MTR	1902.00 SQ. FT.
FIRST FLOOR AREA	88.80 SQ. MTR	954.00 SQ. FT.
SECOND FLOOR AREA	88.80 SQ. MTR	954.00 SQ. FT.
THIRD FLOOR AREA	88.80 SQ. MTR	954.00 SQ. FT.

PER UNIT INCLUDING STAIRS : 44.62 SQ. MTR OR 481.50 SQ. FT.
PER UNIT EXCLUDING STAIRS : 37.44 SQ. MTR OR 404.80 SQ. FT.

PROPOSED POLICE HOUSING
IN S NO. 200/2/4/109,
408/3/2, OF EGMORE
VILLAGE, EGMORE
BUNGAMBARKAM TALUK
CHENNAI

1:50
SCALE

S.I.
58/97